

LIST OF TOOLS / WYKAZ NARZĘDZI











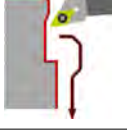














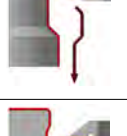





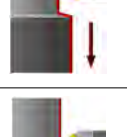




	APPLICATION / ZASTOSOWANIE	INSERT / PŁYTKA	INSERT / PŁYTKA	ANGLE / KĄT	SYMBOL / SYMBOL	PAG. / STR.
Double clamping Mocowanie sztywne						
			CN**0903** CN**1204**	95°	DCLNR/L	A-214
			DN**1104** DN**1506**	93°	DDJNR/L	A-215
			SN**0903** SN**1204** SN**1506**	75°	DSBNR/L	A-216
			TN**1604**	91°	DTGNR/L	A-216
			VN**1604**	72.5°	DVVNN	A-217
			VN**1604**	93°	DVJNR/L	A-217
			WN**0604** WN**0804**	95°	DWLNRL/L	A-218
Lever lock clamping External Mocowanie z dźwignią; Zewnętrzne						
			CN**1204** CN**1606** CN**1906** CN**2507**	75°	PCBNR/L	A-219
			CN**1204** CN**1606** CN**1906** CN**2507**	95°	PCLNR/L	A-220
			DN**1104** DN**1506** DN**1504**	93°	PDJNR/L	A-221
			DN**1506** DN**1504**	63°	PDNNR/L	A-222
			SN**0903** SN**1204** SN**1506** SN**1906** SN**2507**	75°	PSBNR/L	A-223

LIST OF TOOLS / WYKAZ NARZĘDZI

































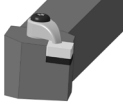


	APPLICATION / ZASTOSOWANIE	INSERT / PŁYTKA	INSERT / PŁYTKA	ANGLE / KĄT	SYMBOL / SYMBOL	PAG. / STR.
			SN**0903** SN**1204** SN**1506** SN**1906**	45°	PSDNN	A-224
			SN**0903** SN**1204** SN**1506** SN**1906**	75°	PSKNR/L	A-225
			SN**0903** SN**1204** SN**1506** SN**1906** SN**2507**	45°	PSSNR/L	A-226
			TN**1604** TN**2204** TN**2706**	90°	PTFNR/L	A-227
			TN**1604** TN**2204**	60°	PTTNR/L	A-227
			TN**1103** TN**1604** TN**2204** TN**2706**	90°	PTGNR/L	A-228
			WN**0604** WN**0804**	95°	PWLNR/L	A-229
Wedge lock clamping; External Mocowanie klinowe; Zewnętrzne						
			CN**1204** CN**1606** CN**1906**	75°	MCBNR/L	A-230
			CN**1204** CN**1606** CN**1906**	95°	MCLNR/L	A-231
			DN**1104** DN**1506**	93°	MDJNR/L	A-232
			DN**1104** DN**1506**	62.5°	MDPNN	A-233
			SN**1204** SN**1506** SN**1906** SN**2509**	75°	MSBNR/L	A-234

LIST OF TOOLS / WYKAZ NARZĘDZI

	APPLICATION / ZASTOSOWANIE	INSERT / PŁYTKA	INSERT / PŁYTKA	ANGLE / KĄT	SYMBOL / SYMBOL	PAG. / STR.
			SN**1204** SN**1506** SN**1906** SN**2509**	75°	MSRNR/L	A-235
			SN**1204** SN**1506** SN**1906** SN**2509**	75°	MSKNR/L	A-236
			SN**1204** SN**1506**	45°	MSDNN	A-237
			TN**1604** TN**2204**	90°	MTGNR/L	A-238
			TN**1604** TN**2204**	93°	MTJNR/L	A-239
			TN**1604** TN**2204**	93°	MTJNR/LZ	A-239
			TN**1604** TN**2204**	90°	MTFNR/L	A-240
			VN**1604**	72.5°	MVVNN	A-241
			VN**1604**	93°	MVJNR/L	A-241
			WN**0604** WN**0804**	95°	MWLNR/L	A-242
			RN**1204**	-	MRGNR/L	A-243
			RN**1204**	-	MRDNN	A-243

LIST OF TOOLS / WYKAZ NARZĘDZI						
APPLICATION / ZASTOSOWANIE	INSERT / PŁYTKA	INSERT / PŁYTKA	ANGLE / KĄT	SYMBOL / SYMBOL	PAG. / STR.	
Screw clamping; External Mocowanie na śrubę; Zewnętrzne						
			CC**0602** CC**09T3**	90°	SCACR/L	A-244
			CC**0602** CC**09T3** CC**1204**	95°	SCLCR/L	A-245
			DC**0702** DC**11T3**	90°	SDACR/L	A-246
			DC**0702** DC**11T3**	93°	SDJCR/L	A-246
			DC**0702** DC**11T3**	62.5°	SDNCN	A-247
			VB**1103** VB**1604**	93°	SVJBR/L	A-248
			VB**1103** VB**1604**	90°	SVABR/L	A-249
			VB**1103** VB**1604**	72.5°	SVVBN	A-249
			VC**1103** VC**1604**	72.5°	SVVCN	A-250
			VC**1103** VC**1604**	93°	SVJCR/L	A-251
			SC**09T3** SC**1204**	75°	SSBCR/L	A-252
			SC**09T3**	45°	SSDCN	A-252

LIST OF TOOLS / WYKAZ NARZĘDZI

	APPLICATION / ZASTOSOWANIE	INSERT / PŁYTKA	INSERT / PŁYTKA	ANGLE / KĄT	SYMBOL / SYMBOL	PAG. / STR.
			SC**09T3**	75°	SSKCR/L	A-253
			SC**09T3** SC**1204**	45°	SSSCR/L	A-253
			TC**1102**	90°	STACR/L	A-254
			TC**1102** TC**16T3**	91°	STFCR/L	A-254
			TC**0902** TC**1102** TC**16T3**	91°	STGCR/L	A-255
			TC**1102** TC**16T3**	60°	STTCR/L	A-255
			WC*X0402** WC*X06T3** WC*X0804**	90°	SWACR/L	A-256
			RCMT0803 RCMT10T3 RCMT1204 RCMT1606 RCMT2006	-	SRDCN	A-257
			RCMT0803 RCMT10T3 RCMT1204	-	SRGCR/L	A-258
Overhead clamping; External Mocowanie od góry; Zewnętrzne						
			KNUX1604**R KNUX1604**L	93°	CKJNR/L	A-259
			KNUX1604**R KNUX1604**L	63°	CKNNR/L	A-259
			CNGN1207** (1204**) CNGN1606** (1604**)	95°	CCLNR	A-260

LIST OF TOOLS / WYKAZ NARZĘDZI


	APPLICATION / ZASTOSOWANIE	INSERT / PŁYTKA	INSERT / PŁYTKA	ANGLE / KĄT	SYMBOL / SYMBOL	PAG. / STR.
			TNGN1607** (1604**) TNGN1607** (1604**)	93°	CTJNR/L	A-261
			TNGN1607** (1604**) TNGN1607** (1604**)	93°	CTUNR/L	A-261
			DNGN1507** (1504**) DNGN1507** (1504**)	93°	CDJNR/L	A-262
			SNGN1207** (1204**) SNGN1507**	75°	CSRNR/L	A-263
			SNGN1207** (1204**) SNGN1507**	75°	CSKNR/L	A-263
			SNGN1207** (1204**)	45°	CSDNN	A-264
			RNGN1207** (1204**) RNGN1507**	-	CRDNN	A-264
			CNGX1207**	95°	JCLNR/L	A-265
			DNGX1507**	93°	JDJNR/L	A-265
			SGNX1207**	45°	JSDNN	A-266


LIST OF TOOLS / WYKAZ NARZĘDZI

	APPLICATION / ZASTOSOWANIE	INSERT / PŁYTKA	INSERT / PŁYTKA	ANGLE / KĄT	SYMBOL / SYMBOL	PAG. / STR.
Lever lock clamping; Internal Mocowanie z dźwignią; Wewnętrzne						
			CN**0903** CN**1204** CN**1906**	95°	PCLNR/L	A-267
			DN**1506** DN**1504**	62° 30'	PDSNR/L	A-268
			DN**1104** DN**1506** DN**1504**	93°	PDUNR/L	A-269
			SN**1204**	75°	PSKNR/L	A-270
			TN**1103** TN**1604**	90°	PTFNR/L	A-271
			WN**0604** WN**0804**	95°	PWLNR/L	A-272
Screw clamping; Internal Mocowanie na śrubę; Wewnętrzne						
			CC**0602** CC**09T3** CC**1204**	95°	SCLCR/L	A-273
			DC**0702** DC**11T3**	107°30'	SDQCR/L	A-274
			DC**0702** DC**11T3**	93°	SDUCR/L	A-275
			DC**0702** DC**11T3**	85°	SDZCR/L	A-276
			SC**09T3** SC**1204**	75°	SSKCR/L	A-277
			TC**1102** TC**16T3**	91°	STFCR/L	A-278



LIST OF TOOLS / WYKAZ NARZĘDZI


	APPLICATION / ZASTOSOWANIE	INSERT / PŁYTKA	INSERT / PŁYTKA	ANGLE / KĄT	SYMBOL / SYMBOL	PAG. / STR.
			VC**1103**	107°30'	SVQCR/L	A-279
			VC**1103**	93°	SVUCR/L	A-279
			VB**1604**	107°30'	SVQBR/L	A-280
			VB**1604**	93°	SVUBR/L	A-280
			CP**0602** CP**09T3**	95°	SCLPR/L	A-281
			DP**0702** DP**11T3**	107°30'	SDQPR/L	A-282
			DP**0702**	93°	SDUPR/L	A-282
			TP**0902** TP**1103**	93°	STUPR/L	A-283
			CC**0602** CC**09T3** CC**1204**	90°	SCFCR-S2	A-284
			CC**0602** CC**09T3**	95°	SCLCR-S2	A-284


LIST OF COMPABILITY		
CODE	EXTERNAL	INTERNAL
INSERTS TYPE C		
CC**0602**	SCACR/L SCLCR/L	SCLCR/L SCFCR-s2 SCLCR-s2
CC**09T3**	SCACR/L SCLCR/L	SCLCR/L SCFCR-s2 SCLCR-s2
CC**1204**	SCLCR/L	SCLCR/L SCFCR-s2
CP**0602**		SCLPR/L
CP**09T3**		SCLPR/L
CN**0903**	DCLNR/L	
CN**1204**	DCLNR/L PCBNR/L PCLNR/L MCBNR/L MCLNR/L	PCLNR/L
CN**1606**	PCBNR/L PCLNR/L MCBNR/L MCLNR/L	PCLNR/L
CN**1906**	PCBNR/L PCLNR/L MCBNR/L MCLNR/L	PCLNR/L
CN**2507**	PCBNR/L PCLNR/L	
CNGN1207**(1204**)	CCLNR	
CNGN1606**(1604**)	CCLNR	
CNGX1207**	JCLNR/L	


LIST OF COMPABILITY		
CODE	EXTERNAL	INTERNAL
INSERTS TYPE D		
DC**0702**	SDACR/L SDJCR/L SDNCN	SDQCR/L SDUCR/L SDZCR/L
DC**11T3**	SDACR/L SDJCR/L SDNCN	SDQCR/L SDUCR/L SDZCR/L
DN**1104**	DDJNR/L PDJNR/L MDJNR/L MDPNN	PDUNR/L
DN**1504**	PDJNR/L PDNNR/L MDJNR/L MDPNN	PDSNR/L PDUNR/L
DN**1506**	DDJNR/L PDJNR/L PDNNR/L	PDSNR/L PDUNR/L
DNGN1507**	CDJNR/L	
DNGX1507**	JDJNR/L	
DP**0702**		SDQPR/L SDUPR/L
DP**11T3**		SDQPR/L

LIST OF COMPABILITY		
CODE	EXTERNAL	INTERNAL
SC**09T3**	SSBCR/L SSDCN SSKCR/L SSSCR/L	SSKCR/L
SC**1204**	SSBCR/L SSSCR/L	SSKCR/L
SGNX1207**	JSDNN	
SN**0903**	DSBNR/L PSBNR/L PSDNN PSKNR/L PSSNR/L	
SN**1204**	DSBNR/L PSBNR/L PSDNN PSKNR/L PSSNR/L MSBNR/L MSRNR/L MSKNR/L MSDNN	SN**1204**
SN**1506**	DSBNR/L PSBNR/L PSDNN PSKNR/L PSSNR/L MSBNR/L MSRNR/L MSKNR/L MSDNN	
SN**1906**	PSBNR/L PSDNN PSKNR/L PSSNR/L MSBNR/L MSRNR/L MSKNR/L	
SN**2509**	PSBNR/L PSSNR/L MSBNR/L MSRNR/L MSKNR/L	
SNGN1207**(1204**)	CSRNR/L CSKNR/L CSDNN	
SNGN1507**	CSRNR/L CSKNR/L	

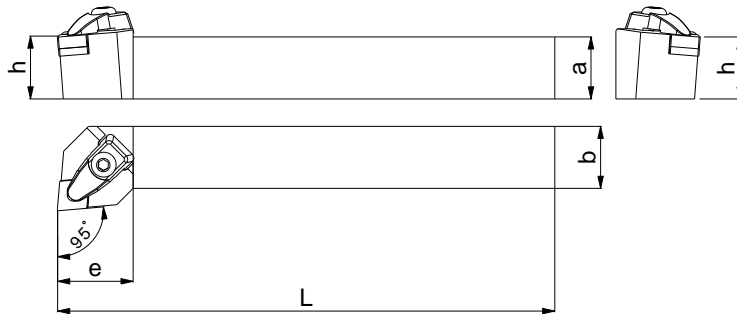
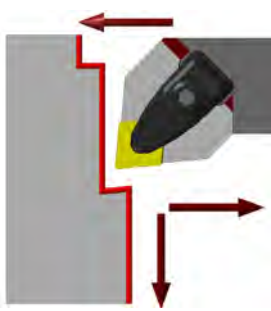
LIST OF COMPABILITY		
CODE	EXTERNAL	INTERNAL
INSERTS TYPE R		
RCMT0803	SRDCN SRGCR/L	
RCMT10T3	SRDCN SRGCR/L	
RCMT1204	SRDCN SRGCR/L	
RCMT1606	SRDCN	
RCMT2006	SRDCN	
RN**1204**	MRGNR/L MRDNN	
RNGN1207** (1204**)	CRDNN	
RNGN1507**	CRDNN	
INSERTS TYPE S		

LIST OF COMPABILITY		
CODE	EXTERNAL	INTERNAL
INSERTS TYPE T		
TC**0902**	STGCR/L	
TC**1102**	STACR/L STFCR/L STGCR/L STTCR/L	STFCR/L
TC**16T3**	STFCR/L STGCR/L STTCR/L	STFCR/L
TN**1103**	PTGNR/L	PTFNR/L
TN**1604**	DTGNR/L PTFNR/L PTTNR/L PTGNR/L MTGNR/L MTJNR/L MTJNR/LZ MTFNR/L	PTFNR/L
TN**2204**	PTFNR/L PTTNR/L PTGNR/L MTGNR/L MTJNR/L MTJNR/LZ MTFNR/L	
TN**2706**	PTFNR/L PTGNR/L	
TNGN1607**(1604**)	CTJNR/L CTUNR/L	
TP**0902**		STUPR/L
TP**1103**		STUPR/L

LIST OF COMPABILITY		
CODE	EXTERNAL	INTERNAL
INSERTS TYPE V		
VB**1103**	SVJBR/L SVABR/L SVVBN	
VB**1604**	SVJBR/L SVABR/L SVVBN	SVQBR/L SVUBR/L
VC**1103**	SVVCN SVJCR/L	SVQCR/L SVUCR/L
VC**1604**	SVVCN SVJCR/L	
VN**1604**	DVVNN DVJNR/L MVVNN MVJNR/L	

LIST OF COMPABILITY		
CODE	EXTERNAL	INTERNAL
INSERTS TYPE W		
WC*X0402**	SWACR/L	
WC*X06T3**	SWACR/L	
WC*X0804**	SWACR/L	
WN**0604**	DWLNR/L PWLNR/L MWLNR/L	PWLNR/L
WN**0804**	DWLNR/L PWLNR/L MWLNR/L	PWLNR/L

CN
DCLN


 Double clamping
 Mocowanie podwójne








EDP Nr.	R	L	Dimensions / Wymiary (mm)						Insert Płytką	Spare Parts / Akcesoria					
			a	b	L	h	s	e							
DCLNR/L 1616H09	•	o	16	16	100	16	20	24	CN**0903**	SR079	SH309	W037	CL309	SR581	SP007
DCLNR/L 2020K09	•	•	20	20	125	20	25	24	CN**0903**	SR079	SH309	W037	CL309	SR581	SP007
DCLNR/L 2525M09	•	•	25	25	150	25	32	24	CN**0903**	SR079	SH309	W037	CL309	SR581	SP007
DCLNR/L 2020K12	•	•	20	20	125	20	25	28	CN**1204**	SR080	SH055	W039	CL310	SR611	SP003
DCLNR/L 2525M12	•	•	25	25	150	25	32	28	CN**1204**	SR080	SH055	W039	CL310	SR611	SP003
DCLNR/L 3225P12	•	•	32	25	170	32	32	28	CN**1204**	SR080	SH055	W039	CL310	SR611	SP003

DN

DDJN

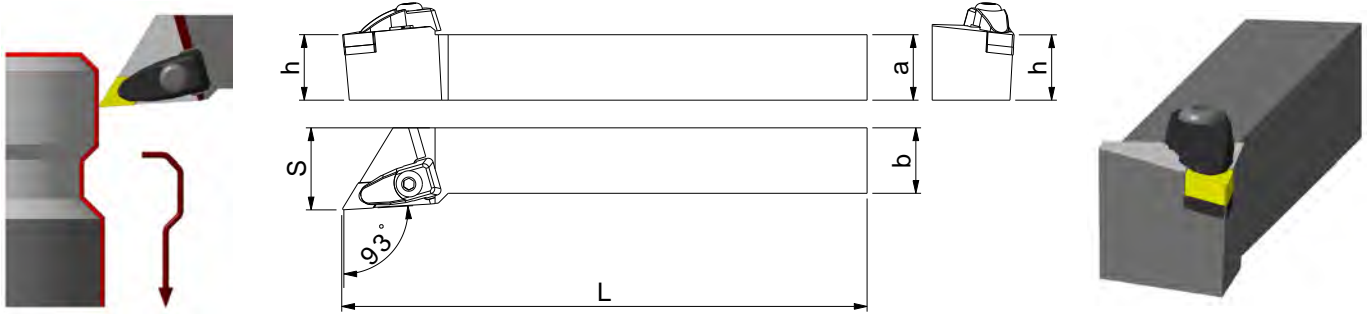
Double clamping
Mocowanie podwójne



EDP Nr.	R	L	Dimensions / Wymiary (mm)						Insert Płytką	Spare Parts / Akcesoria					
			a	b	L	h	s	e							
DDJNR/L 1616H11	o	o	16	16	100	16	20	30	DN**1104**	SR079	SH058	W037	CL309	SR581	SP007
DDJNR/L 2020K11	•	•	20	20	125	20	25	30	DN**1104**	SR079	SH058	W037	CL309	SR581	SP007
DDJNR/L 2525M11	•	•	25	25	150	25	32	30	DN**1104**	SR079	SH058	W037	CL309	SR581	SP007
DDJNR/L 3225P11	o	o	32	25	170	32	32	30	DN**1104**	SR079	SH058	W037	CL309	SR581	SP007
DDJNR/L 2020K15	•	•	20	20	125	20	25	35	DN**1506**	SR080	SH059	W039	CL310	SR611	SP003
DDJNR/L 2525M15	•	•	25	25	150	25	32	35	DN**1506**	SR080	SH059	W039	CL310	SR611	SP015
DDJNR/L 3232P15	•	•	32	32	170	32	40	35	DN**1506**	SR080	SH059	W039	CL310	SR611	SP007

SN


DSBN

 Double clamping
Mocowanie podwójne


EDP Nr.	R	L	Dimensions / Wymiary (mm)						Insert Płytką	Spare Parts / Akcesoria					
			a	b	L	h	s	e							
DSBNR/L 1616H09	•	o	16	16	100	16	13	26	SN**0903**	SR079	SH993	W037	CL309	SR581	SP007
DSBNR/L 2020K12	•	•	20	20	125	20	17	34	SN**1204**	SR080	SH060	W039	CL310	SR611	SP003
DSBNR/L 2525M12	•	•	25	25	150	25	22	34	SN**1204**	SR080	SH060	W039	CL310	SR611	SP003
DSBNR/L 3225P12	•	•	32	25	170	32	22	34	SN**1204**	SR080	SH060	W039	CL310	SR611	SP003
DSBNR/L 3232P15	•	•	32	32	170	32	27	41	SN**1506**	SR080	SH061	W039	CL313	SR612	SP003

TN

DTGN

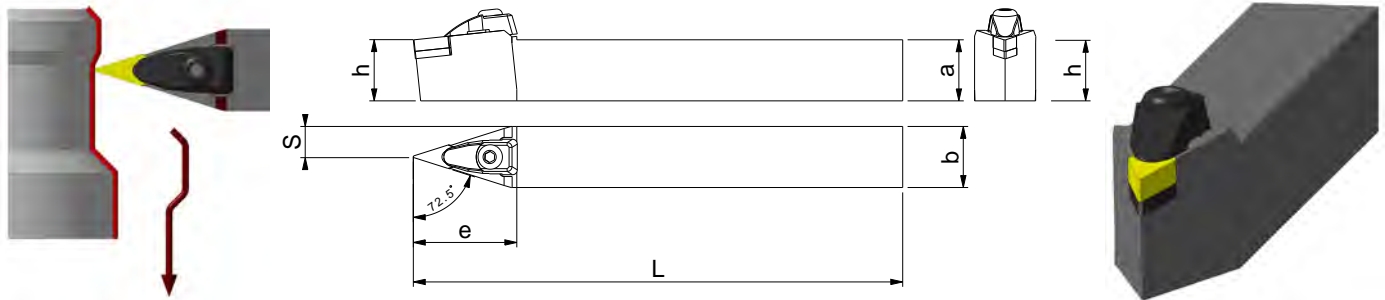
 Double clamping
Mocowanie podwójne







EDP Nr.	R	L	Dimensions / Wymiary (mm)						Insert Płytką	Spare Parts / Akcesoria					
			a	b	L	h	s	e							
DTGNR/L 1616H16	•	•	16	16	100	16	20	25	TN**1604**	SR079	SH064	W037	CL309	SR580	SP007
DTGNR/L 2020K16	•	•	20	20	125	20	25	25	TN**1604**	SR079	SH064	W037	CL309	SR581	SP007
DTGNR/L 2525M16	•	•	25	25	150	25	32	25	TN**1604**	SR079	SH064	W037	CL309	SR582	SP007

VN

DVVN

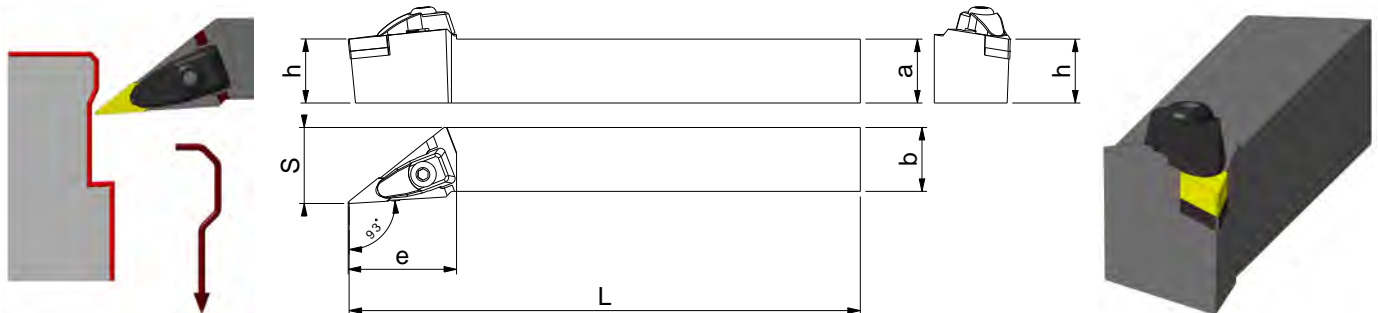
Double clamping
Mocowanie podwójne









EDP Nr.	N	Dimensions / Wymiary (mm)						Insert Płytką	Spare Parts / Akcesoria					
		a	b	L	h	s	e							
DVVNN2020K16	•	20	20	125	20	10	44	VN**1604**	SR079	SH066	W037	CL311	SR581	SP007
DVVNN2525M16	•	25	25	150	25	12.5	44	VN**1604**	SR079	SH066	W037	CL311	SR582	SP007

DVJN

Double clamping
Mocowanie podwójne



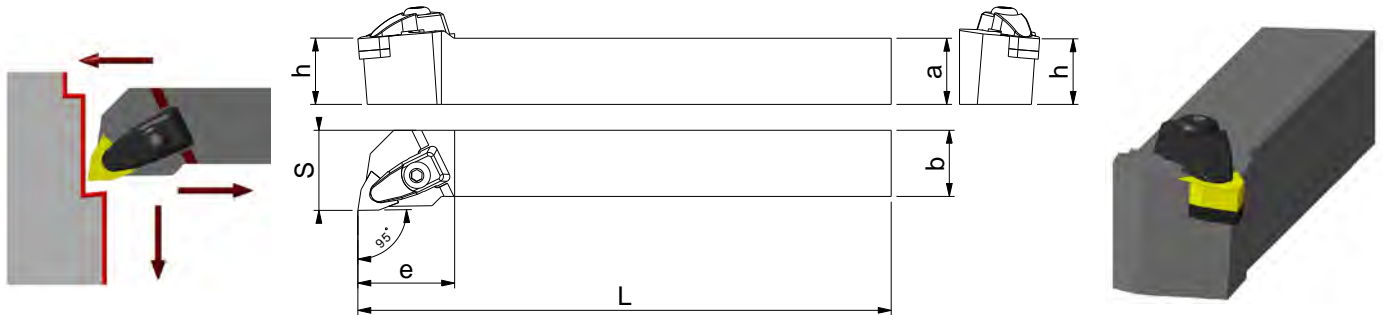
EDP Nr.	N	Dimensions / Wymiary (mm)						Insert Płytką	Spare Parts / Akcesoria					
		a	b	L	h	s	e							
DVJNR/L 2020K16	•	20	20	125	20	25	41	VN**1604**	SR079	SH066	W037	CL311	SR581	SP007
DVJNR/L 2525M16	•	25	25	150	25	32	41	VN**1604**	SR079	SH066	W037	CL311	SR582	SP007

WN



DWLN

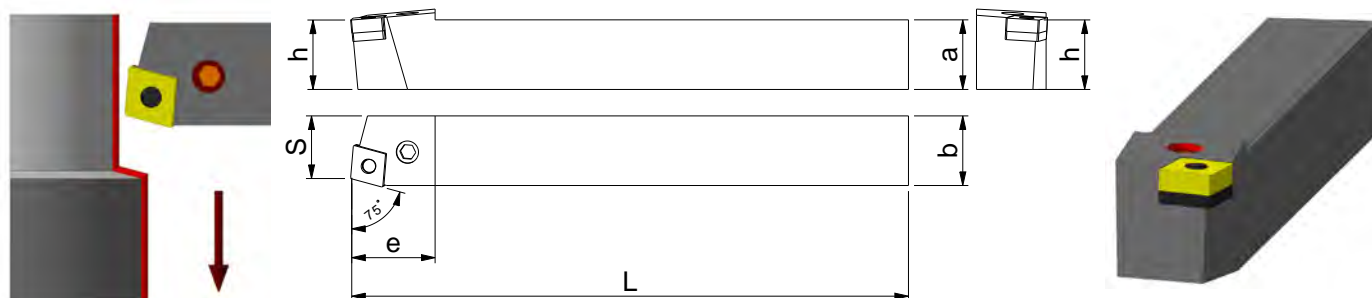
Double clamping
Mocowanie podwójne







EDP Nr.	R	L	Dimensions / Wymiary (mm)						Insert Płytką	Spare Parts / Akcesoria					
			a	b	L	h	s	e							
DWLNR/L 1616H06	•	•	16	16	100	16	20	24	WN**0604**	SR079	SH067	W037	CL309	SR581	SP007
DWLNR/L 2020K06	•	•	20	20	125	20	25	24	WN**0604**	SR079	SH067	W037	CL309	SR582	SP017
DWLNR/L 2525M06	•	o	25	25	150	25	32	24	WN**0604**	SR079	SH067	W037	CL309	SR583	SP018
DWLNR/L 2020K08	•	•	20	20	125	20	25	31	WN**0804**	SR080	SH068	W039	CL310	SR611	SP003
DWLNR/L 2525M08	•	•	25	25	150	25	32	31	WN**0804**	SR080	SH068	W039	CL310	SR612	SP003
DWLNR/L 3225P08	•	•	32	25	170	32	32	31	WN**0804**	SR080	SH068	W039	CL310	SR613	SP003

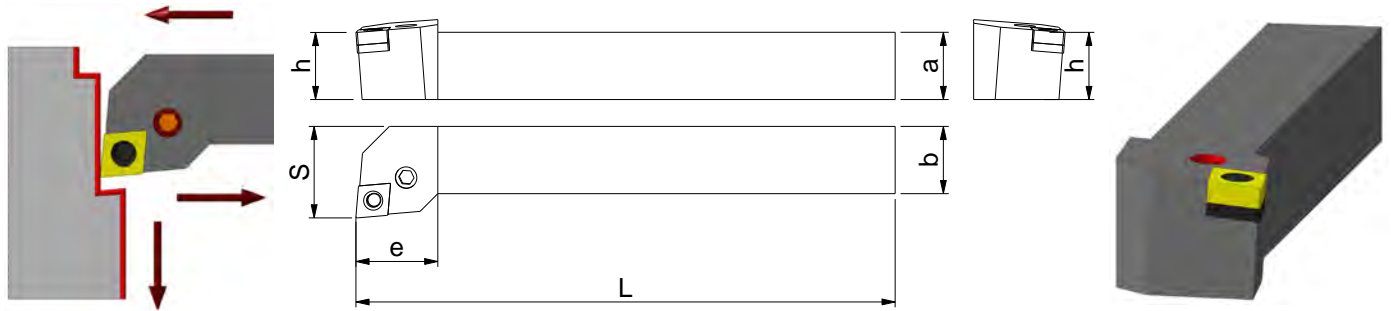
CN

PCBN

Lever lock clamping
Mocowanie z dźwignią

EDP Nr.	R	L	Dimensions / Wymiary (mm)						Insert Płytką	Spare Parts / Akcesoria				
			a	b	L	h	s	e						
PCBNR/L 2020K12	•	•	20	20	125	20	17	27	CN**1204**	SR055	SH037	W037	L011	P017
PCBNR/L 2525M12	•	•	25	25	150	25	22	27	CN**1204**	SR055	SH037	W037	L011	P017
PCBNR/L 3232P12	•	•	32	32	170	32	27	27	CN**1204**	SR055	SH037	W037	L011	P017
PCBNR/L 2525M16	•	•	25	25	150	25	22	33	CN**1606**	SR402	SH038	W037	L013	P018
PCBNR/L 3232P16	•	•	32	32	170	32	27	33	CN**1606**	SR826	SH038	W037	L013	P018
PCBNR/L 3232P19	•	•	32	32	170	32	27	38	CN**1906**	SR401	SH039	W039	L014	P019
PCBNR/L 4040S19	•	•	40	40	250	40	35	38	CN**1906**	SR328	SH039	W039	L014	P019
PCBNR/L 4040S2507	•	•	40	40	250	40	35	50	CN**2507**	SR404	SH040	W034	L015	P020
PCBNR/L 4040S2509	•	•	40	40	250	40	35	50	CN**2507**	SR404	SH041	W034	L015	P020

CN
PCLN

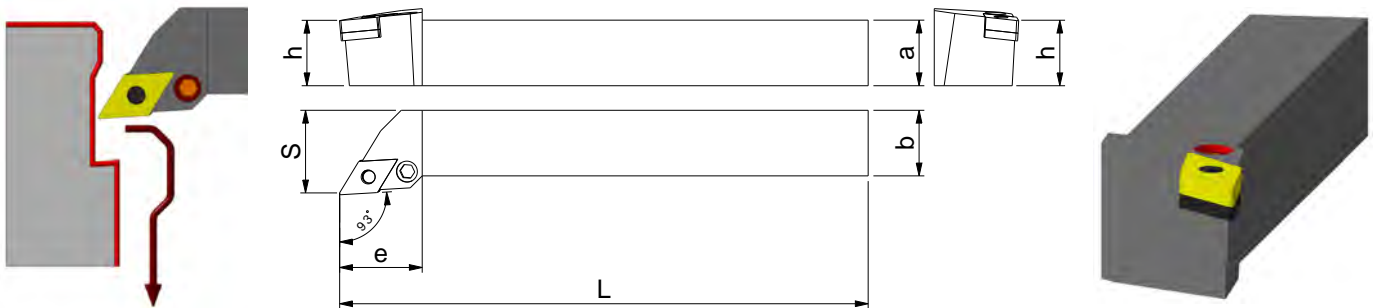
 Lever lock clamping
 Mocowanie z dźwignią







EDP Nr.	R	L	Dimensions / Wymiary (mm)						Insert Płytko	Spare Parts / Akcesoria				
			a	b	L	h	s	e						
PCLNR/L 1616H09	•	•	16	16	100	16	20	20	CN**0903**	SR0613	SH036	W070	L009	P021
PCLNR/L 2020K09	•	•	20	20	125	20	25	22	CN**0903**	SR0613	SH036	W070	L009	P021
PCLNR/L 2525M09	o	•	25	25	150	25	32	22	CN**0903**	SR0613	SH036	W070	L009	P021
PCLNR/L 2020K12	•	•	20	20	125	20	25	28	CN**1204**	SR055	SH037	W037	L011	P017
PCLNR/L 2525M12	•	•	25	25	150	25	32	28	CN**1204**	SR055	SH037	W037	L011	P017
PCLNR/L 3232P12	•	•	32	32	170	32	40	28	CN**1204**	SR055	SH037	W037	L011	P017
PCLNR/L 2525M16	•	•	25	25	150	25	32	33	CN**1606**	SR402	SH038	W037	L013	P018
PCLNR/L 3232P16	•	•	32	32	170	32	40	33	CN**1606**	SR402	SH038	W037	L013	P018
PCLNR/L 3232P19	•	•	32	32	170	32	40	38	CN**1906**	SR401	SH039	W039	L014	P019
PCLNR/L 4040S19	•	•	40	40	250	40	50	38	CN**1906**	SR401	SH039	W039	L014	P019
PCLNR/L 4040S2507	•	•	40	40	250	40	50	49	CN**2507**	SR404	SH040	W034	L015	P020
PCLNR/L 4040S2509	•	•	40	40	250	40	50	49	CN**2507**	SR404	SH041	W034	L015	P020

DN

PDJN

Lever lock clamping
Mocowanie z dźwignią

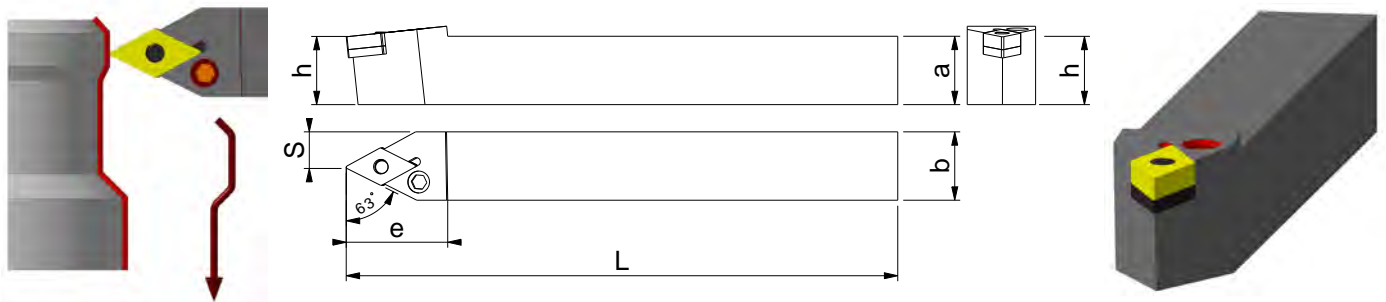


EDP Nr.	R	L	Dimensions / Wymiary (mm)						Insert Płytką	Spare Parts / Akcesoria				
			a	b	L	h	s	e						
PDJNR/L 1616H11	•	•	16	16	100	16	20	25	DN**1104**	SR0613	SH042	W070	L009	P016
PDJNR/L 2020K11	•	•	20	20	125	20	25	25	DN**1104**	SR0613	SH042	W070	L009	P016
PDJNR/L 2525M11	•	•	25	25	150	25	32	30	DN**1104**	SR0613	SH042	W070	L009	P016
PDJNR/L 2020K15	•	•	20	20	125	20	25	35	DN**1506**	SR055	SH043	W037	L012	P017
PDJNR/L 2525M15	•	•	25	25	150	25	32	35	DN**1506**	SR055	SH043	W037	L012	P017
PDJNR/L 3232P15	•	•	32	32	170	32	40	35	DN**1506**	SR055	SH043	W037	L012	P017
PDJNR/L 2020K15-3	•	•	20	20	125	20	25	35	DN**1504**	SR055	SH043	W037	L011	P017
PDJNR/L 2525M15-3	•	•	25	25	150	25	32	35	DN**1504**	SR055	SH043	W037	L011	P017
PDJNR/L 3232P15-3	•	•	32	32	170	32	40	35	DN**1504**	SR055	SH043	W037	L011	P017

DN

PDNN

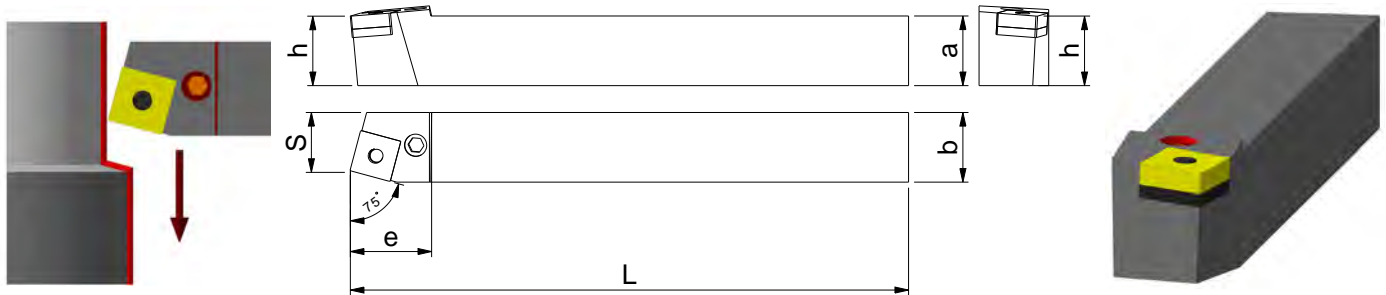
Lever lock clamping
Mocowanie z dźwignią








EDP Nr.	R	L	Dimensions / Wymiary (mm)						Insert Płytką	Spare Parts / Akcesoria				
			a	b	L	h	s	e						
PDNNR/L 2020K15	•	•	20	20	125	20	8	37	DN**1506**	SR055	SH043	W037	L012	P017
PDNNR/L 2525M15	•	•	25	25	150	25	12.5	37	DN**1506**	SR055	SH043	W037	L012	P018
PDNNR/L 3232P15	•	•	32	32	170	32	16	37	DN**1506**	SR055	SH043	W037	L012	P019
PDNNR/L 2020K15-3	•	•	20	20	125	20	8	37	DN**1504**	SR055	SH043	W037	L011	P017
PDNNR/L 2525M15-3	•	•	25	25	150	25	12.5	37	DN**1504**	SR055	SH043	W037	L011	P017
PDNNR/L 3232P15-3	•	•	32	32	170	32	16	37	DN**1504**	SR055	SH043	W037	L011	P017

SN

PSBN

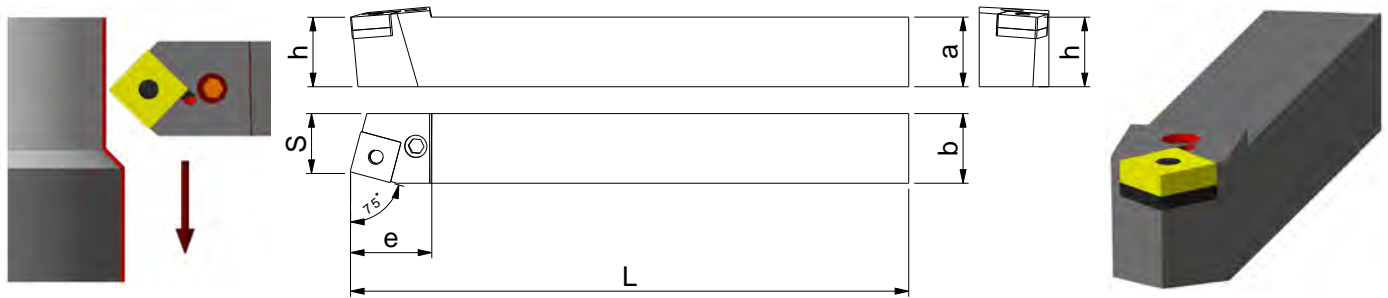
Lever lock clamping
Mocowanie z dźwignią






EDP Nr.	R	L	Dimensions / Wymiary (mm)						Insert Płytką	Spare Parts / Akcesoria				
			a	b	L	h	s	e						
PSBNR/L 1616H09	•	•	16	16	100	16	13	21	SN**0903**	SR0613	SH044	W070	L009	P021
PSBNR/L 2020K09	•	•	20	20	125	20	17	23	SN**0903**	SR0613	SH044	W070	L009	P021
PSBNR/L 2020K12	•	•	20	20	125	20	17	28	SN**1204**	SR055	SH045	W037	L011	P017
PSBNR/L 2525M12	•	•	25	25	125	25	22	28	SN**1204**	SR055	SH045	W037	L011	P017
PSBNR/L 3225P12	•	o	32	25	170	32	22	28	SN**1204**	SR055	SH045	W037	L011	P017
PSBNR/L 3232P12	•	•	32	32	170	32	27	28	SN**1204**	SR055	SH045	W037	L011	P017
PSBNR/L 2525M15	•	o	25	25	150	25	22	35	SN**1506**	SR402	SH046	W037	L013	P018
PSBNR/L 3232P15	•	•	32	32	170	32	27	35	SN**1506**	SR402	SH046	W037	L013	P018
PSBNR/L 3232P19	•	•	32	32	170	32	27	40	SN**1906**	SR401	SH047	W039	L014	P019
PSBNR/L 4040S19	•	•	40	40	250	40	35	40	SN**1906**	SR401	SH047	W039	L014	P019
PSBNR/L 4040S2507	o	o	40	40	250	40	35	48	SN**2507**	SR404	SH048	W034	L015	P020
PSBNR/L 4040S2509	o	o	40	40	250	40	35	48	SN**2509**	SR404	SH049	W034	L015	P020

SN

PSDN

Lever lock clamping
Mocowanie z dźwignią

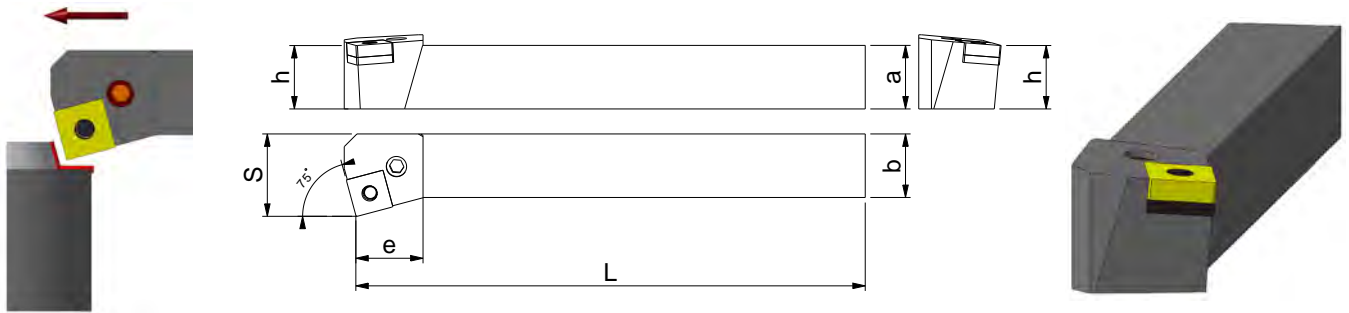







EDP Nr.	N	Dimensions / Wymiary (mm)						Insert Płytką	Spare Parts / Akcesoria				
		a	b	L	h	s	e						
PSDNN1212F09	o	12	12	80	12	6	21	SN**0903**	SR053	—	W071	L010	—
PSDNN1616H09	•	16	16	100	16	8	23	SN**0903**	SR0613	SH044	W070	L009	P021
PSDNN2020K12	•	20	20	125	20	10	30	SN**1204**	SR055	SH045	W037	L011	P017
PSDNN2525M12	•	20	20	150	20	12.5	30	SN**1204**	SR055	SH045	W037	L011	P017
PSDNN3232P12	•	32	32	170	32	16	40	SN**1204**	SR055	SH045	W037	L011	P017
PSDNN2525M15	•	25	25	150	25	12.5	40	SN**1204**	SR402	SH046	W037	L013	P018
PSDNN3232P15	•	32	32	170	32	16	40	SN**1506**	SR402	SH046	W037	L013	P018
PSDNN3232P19	•	32	32	170	32	16	40	SN**1506**	SR401	SH047	W039	L014	P019
PSDNN4040S19	•	40	40	250	40	20	40	SN**1906**	SR401	SH047	W039	L014	P019

SN

PSKN

Lever lock clamping
Mocowanie z dźwignią

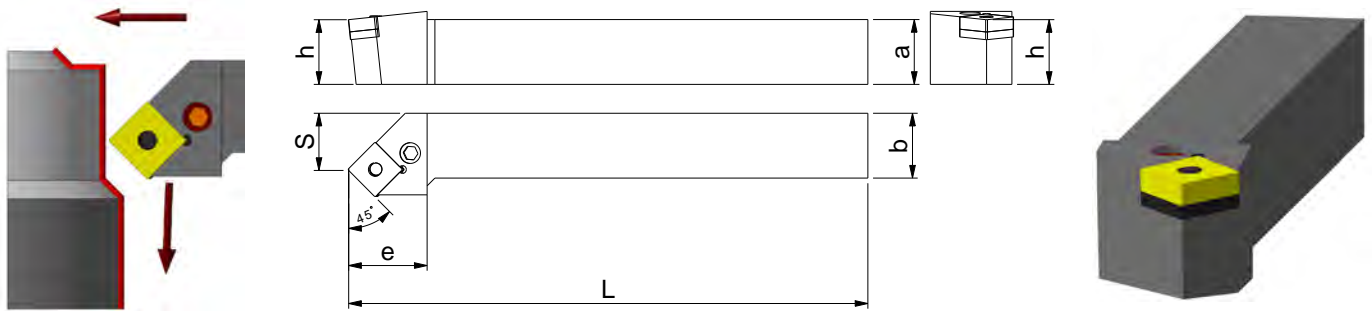


EDP Nr.	R	L	Dimensions / Wymiary (mm)						Insert Płytką	Spare Parts / Akcesoria				
			a	b	L	h	s	e						
PSKNR/L 1616H09	•	•	16	16	100	16	20	17	SN**0903**	SR0613	SH044	W070	L009	P021
PSKNR/L 2020K09	•	o	20	20	125	20	25	20	SN**0903**	SR0613	SH044	W070	L009	P021
PSKNR/L 2020K12	•	•	20	20	125	20	25	26	SN**1204**	SR055	SH045	W037	L011	P017
PSKNR/L 2525M12	•	•	25	25	150	25	32	26	SN**1204**	SR055	SH045	W037	L011	P017
PSKNR/L 3232P12	•	•	32	32	170	32	40	26	SN**1204**	SR055	SH045	W037	L011	P017
PSKNR/L 2525M15	•	o	25	25	150	25	32	32	SN**1506**	SR402	SH046	W037	L013	P018
PSKNR/L 3232P15	•	•	32	32	170	32	40	32	SN**1506**	SR402	SH046	W037	L013	P018
PSKNR/L 3232P19	•	•	32	32	170	32	40	36	SN**1906**	SR401	SH047	W039	L014	P019
PSKNR/L 4040S19	o	•	40	40	250	40	50	40	SN**1906**	SR401	SH047	W039	L014	P019

SN

PSSN

Lever lock clamping
Mocowanie z dźwignią



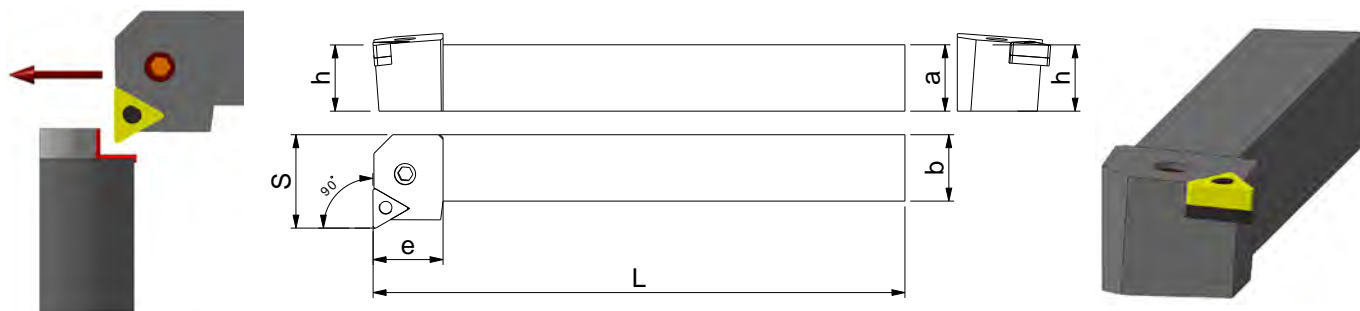
EDP Nr.	R	L	Dimensions / Wymiary (mm)						Insert Płytką	Spare Parts / Akcesoria				
			a	b	L	h	s	e						
PSSNR/L 1616H09	•	•	16	16	100	16	20	25	SN**0903**	SR0613	SH044	W070	L009	P021
PSSNR/L 2020K12	•	•	20	20	125	20	25	30	SN**1204**	SR055	SH045	W037	L011	P017
PSSNR/L 2525M12	•	•	25	25	150	25	32	30	SN**1204**	SR055	SH045	W037	L011	P017
PSSNR/L 3232P12	•	•	32	32	170	32	40	40	SN**1204**	SR055	SH045	W037	L011	P017
PSSNR/L 2525M15	•	•	25	25	150	25	32	30	SN**1506**	SR402	SH046	W037	L014	P018
PSSNR/L 3232P15	•	•	32	32	170	32	40	40	SN**1506**	SR402	SH046	W037	L014	P018
PSSNR/L 3232P19	•	•	32	32	170	32	40	40	SN**1906**	SR401	SH047	W039	L014	P019
PSSNR/L 4040S19	•	•	40	40	250	40	50	50	SN**1906**	SR401	SH047	W039	L015	P019
PSSNR/L 4040S2507	•	•	40	40	250	40	50	50	SN**2507**	SR404	SH048	W034	L015	P020
PSSNR/L 4040S2509	•	•	40	40	250	40	50	50	SN**2509**	SR404	SH049	W034	L015	P020






TN



PTFN

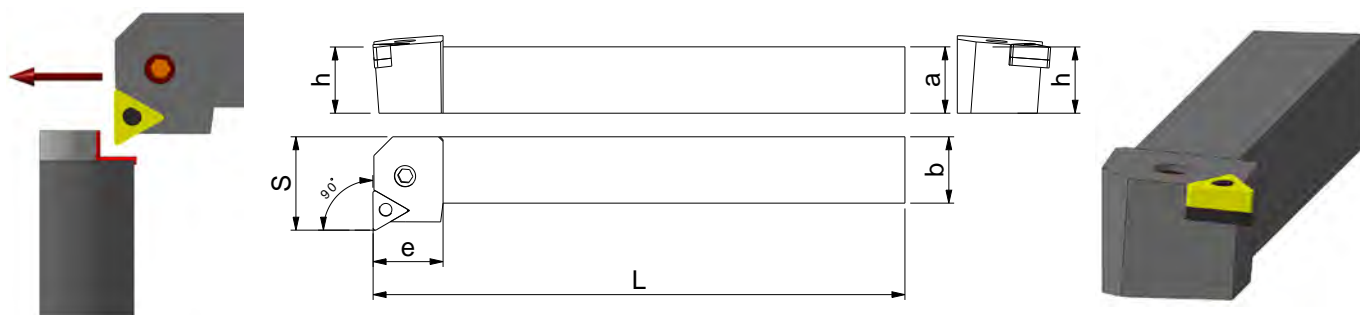
Lever lock clamping
Mocowanie z dźwignią








EDP Nr.	R	L	Dimensions / Wymiary (mm)						Insert Płytką	Spare Parts / Akcesoria				
			a	b	L	h	s	e						
PTFNR/L 1616H16	•	•	16	16	100	16	20	20	TN**1604**	SR0613	SH050	W070	L009	P016
PTFNR/L 2020K16	•	•	20	20	125	20	25	20	TN**1604**	SR0613	SH050	W070	L009	P016
PTFNR/L 2525M16	•	•	25	25	150	25	32	20	TN**1604**	SR0613	SH050	W070	L009	P016
PTFNR/L 2525M22	•	•	25	25	150	25	32	25	TN**2204**	SR055	SH051	W037	L011	P017
PTFNR/L 3232P22	•	•	32	32	170	32	40	25	TN**2204**	SR055	SH051	W037	L011	P017
PTFNR/L 3232P27	•	o	32	32	170	32	40	34	TN**2706**	SR402	SH052	W037	L013	P018
PTFNR/L 4040S27	o	o	40	40	250	40	50	34	TN**2706**	SR402	SH052	W037	L013	P018

PTTN

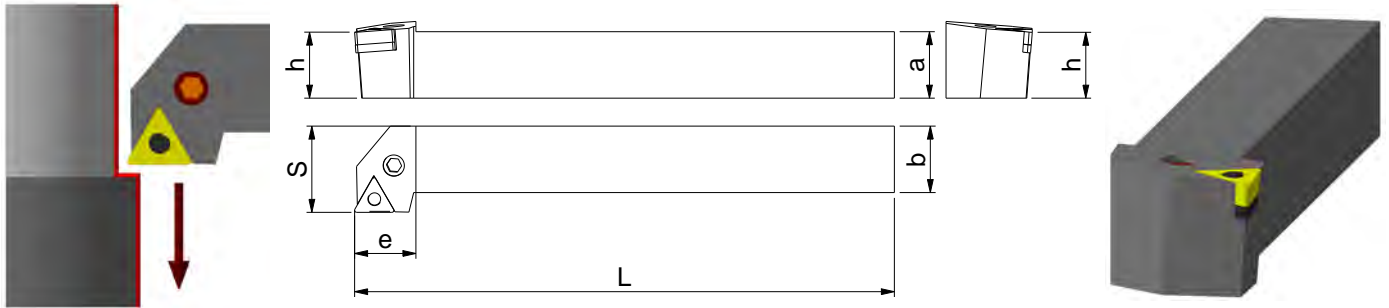
Lever lock clamping
Mocowanie z dźwignią



EDP Nr.	R	L	Dimensions / Wymiary (mm)						Insert Płytką	Spare Parts / Akcesoria				
			a	b	L	h	s	e						
PTTNR/L 1616H16	•	•	16	16	100	16	13	25	TN**1604**	SR0613	SH050	W070	L009	P016
PTTNR/L 2020K16	•	o	20	20	125	20	17	25	TN**1604**	SR0613	SH050	W070	L009	P016
PTTNR/L 2525M22	•	•	25	25	150	20	22	32	TN**2204**	SR055	SH051	W037	L011	P017

TN

PTGN

 Lever lock clamping
 Mocowanie z dźwignią


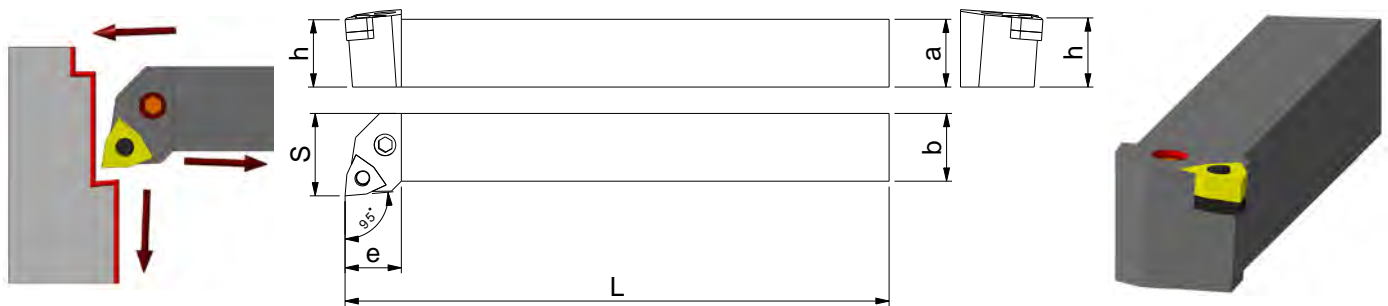
EDP Nr.	R	L	Dimensions / Wymiary (mm)					Insert Płytką	Spare Parts / Akcesoria					
			a	b	L	h	s		e					
PTGNR/L 1010E11	•	o	10	10	70	10	14	16	TN**1103**	SR052	—	W071	L016	—
PTGNR/L 1212F11	•	•	12	12	80	12	16	14	TN**1103**	SR052	—	W071	L016	—
PTGNR/L 1616H11	•	o	16	16	100	16	20	18	TN**1103**	SR052	—	W071	L016	—
PTGNR/L 2020K11	•	o	20	20	125	20	25	19	TN**1103**	SR052	—	W071	L016	—
PTGNR/L 2525M11	o	o	25	25	150	25	32	20	TN**1103**	SR052	—	W071	L016	—
PTGNR/L 1616H16	•	•	16	16	100	16	20	20	TN**1604**	SR0613	SH050	W070	L009	P016
PTGNR/L 2020K16	•	•	20	20	125	20	25	20	TN**1604**	SR0613	SH050	W070	L009	P016
PTGNR/L 2525M16	•	•	25	25	150	25	32	20	TN**1604**	SR0613	SH050	W070	L009	P016
PTGNR/L 3232P16	•	•	32	32	170	32	40	20	TN**1604**	SR0613	SH050	W070	L009	P016
PTGNR/L 2525M22	•	•	25	25	150	25	32	28	TN**2204**	SR055	SH051	W037	L011	P017
PTGNR/L 3232P22	•	o	32	32	170	32	40	28	TN**2204**	SR055	SH051	W037	L011	P017
PTGNR/L 3232P27	•	o	32	32	170	32	40	33	TN**2706**	SR402	SH052	W037	L013	P018
PTGNR/L 4040S27	o	o	40	40	250	40	50	33	TN**2706**	SR402	SH052	W037	L013	P018






WN



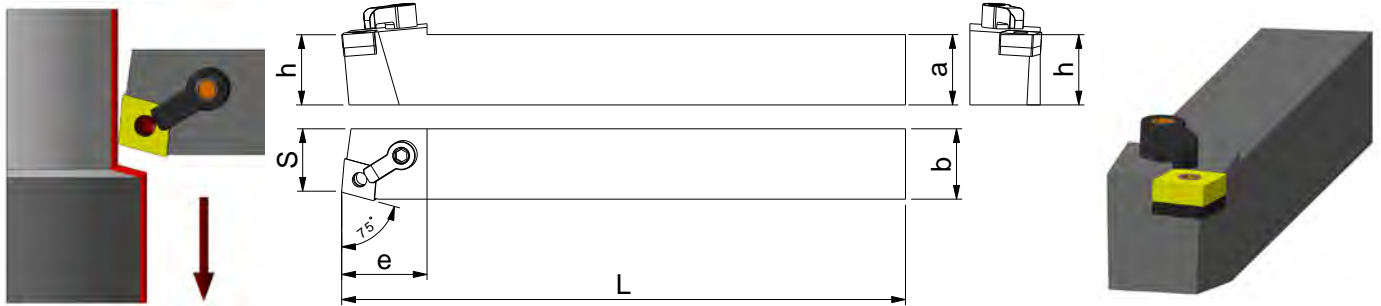
PWLN






Lever lock clamping
Mocowanie z dźwignią



EDP Nr.	R	L	Dimensions / Wymiary (mm)					Insert Płytką	Spare Parts / Akcesoria					
			a	b	L	h	s		e					
PWLNR/L 1616H06	•	•	16	16	100	16	20	20	WN**0604**	SR0613	SH053	W070	L009	P016
PWLNR/L 2020K06	•	•	20	20	125	20	25	20	WN**0604**	SR0613	SH053	W070	L009	P016
PWLNR/L 2525M06	•	•	25	25	150	25	32	20	WN**0604**	SR0613	SH053	W070	L009	P016
PWLNR/L 2020K08	•	•	20	20	125	20	25	26	WN**0804**	SR055	SH054	W037	L011	P017
PWLNR/L 2525M08	•	•	25	25	150	25	32	26	WN**0804**	SR055	SH054	W037	L011	P017

CN
MCBN

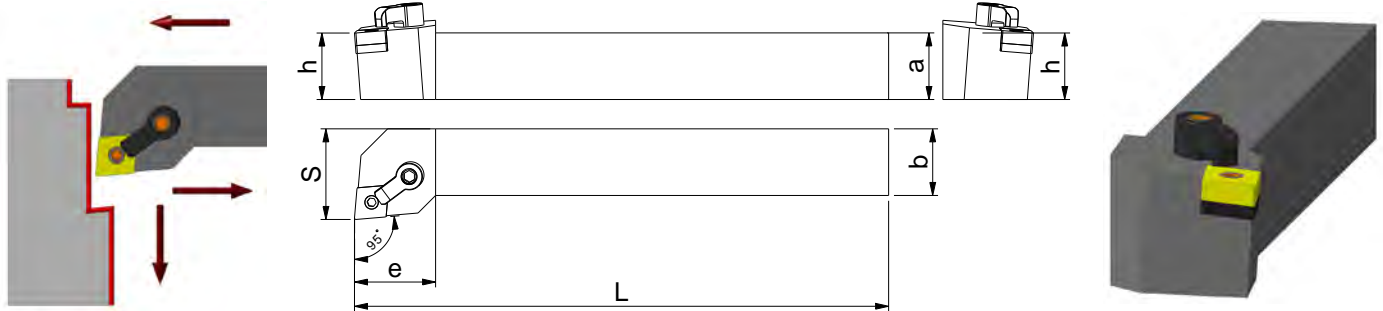
 Wedge lock clamping
 Mocowanie z góry z klinem







EDP Nr.	R	L	Dimensions / Wymiary (mm)						Insert Płytko	Spare Parts / Akcesoria				
			a	b	L	h	s	e						
MCBNR/L 2020K12	•	o	20	20	125	20	17	32	CN**1204**	CS112	SH055	W037	CL021	CT001
MCBNR/L 2525M12	•	•	25	25	150	20	22	32	CN**1204**	CS115	SH055	W037	CL021	CT001
MCBNR/L 3225P12	•	•	32	25	170	32	22	32	CN**1204**	CS115	SH055	W037	CL021	CT001
MCBNR/L 2525M16	o	o	25	25	150	25	22	40	CN**1606**	CS115	SH056	W037	CL022	CT002
MCBNR/L 3232P16	•	•	32	32	170	32	27	40	CN**1606**	CS115	SH056	W037	CL022	CT002
MCBNR/L 3232P19	o	o	32	32	170	32	27	45	CN**1906**	CS117	SH057	W039	CL023	CT003
MCBNR/L 4040R19	o	o	40	40	200	40	35	45	CN**1906**	CS117	SH057	W039	CL023	CT003

CN

MCLN

Wedge lock clamping
Mocowanie z góry z klinem

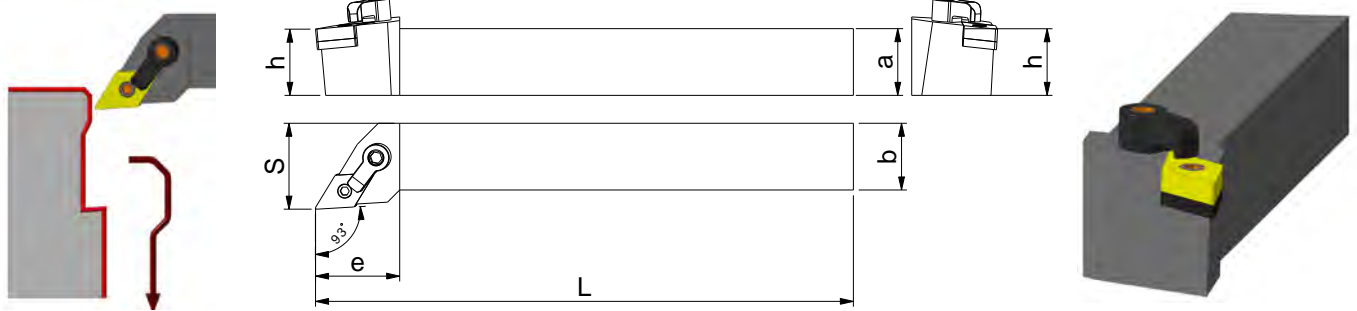




EDP Nr.	R	L	Dimensions / Wymiary (mm)						Insert Płytko	Spare Parts / Akcesoria				
			a	b	L	h	s	e						
MCLNR/L 2020K12	•	•	20	20	125	20	25	32	CN**1204**	CS112	SH055	W037	CL021	CT001
MCLNR/L 2525M12	•	•	25	25	150	25	32	32	CN**1204**	CS115	SH055	W037	CL021	CT001
MCLNR/L 3225P12	•	•	32	25	170	32	32	32	CN**1204**	CS115	SH055	W037	CL021	CT001
MCLNR/L 2525M16	•	•	25	25	150	25	32	38	CN**1606**	CS115	SH056	W037	CL022	CT002
MCLNR/L 3232P16	•	•	32	32	170	32	40	38	CN**1606**	CS115	SH056	W037	CL022	CT002
MCLNR/L 3232P19	•	•	32	32	170	32	40	45	CN**1906**	CS117	SH057	W039	CL023	CT003
MCLNR/L 4040R19	•	o	40	40	200	40	50	45	CN**1906**	CS117	SH057	W039	CL023	CT003

DN

MDJN

Wedge lock clamping
Mocowanie z góry z klinem

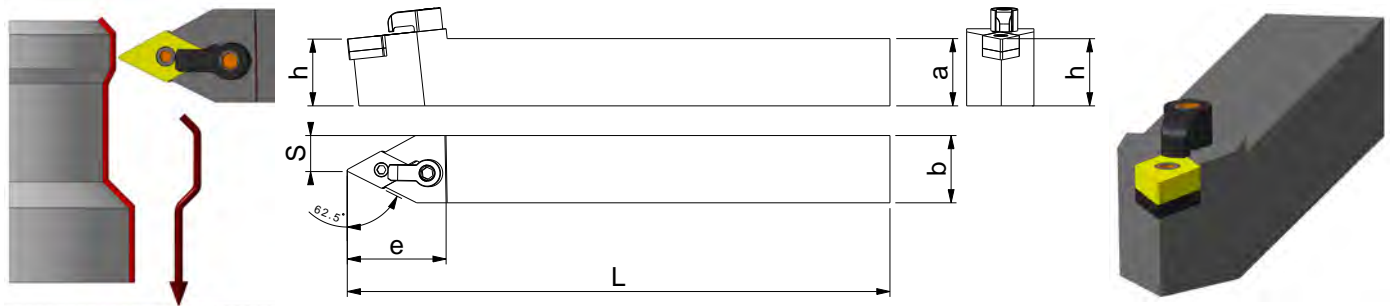







EDP Nr.	R	L	Dimensions / Wymiary (mm)						Insert Płytką	Spare Parts / Akcesoria				
			a	b	L	h	s	e						
MDJNR/L 2020K11	•	•	20	20	125	20	25	32	DN**1104**	CS112	SH058	W071 W037	CL021	CL004
MDJNR/L 2525M11	•	•	25	25	150	25	32	32	DN**1104**	CS115	SH058	W071 W037	CL021	CL004
MDJNR/L 3225P11	•	o	32	25	170	32	32	32	DN**1104**	CS115	SH058	W071 W037	CL021	CL004
MDJNR/L 2020K15	•	•	20	20	125	20	25	38	DN**1506**	CS112	SH059	W037	CL022	CT005
MDJNR/L 2525M15	•	•	25	25	150	25	32	38	DN**1506**	CS115	SH059	W037	CL022	CT005
MDJNR/L 3225P15	•	•	32	25	170	32	32	38	DN**1506**	CS115	SH059	W037	CL022	CT005

DN

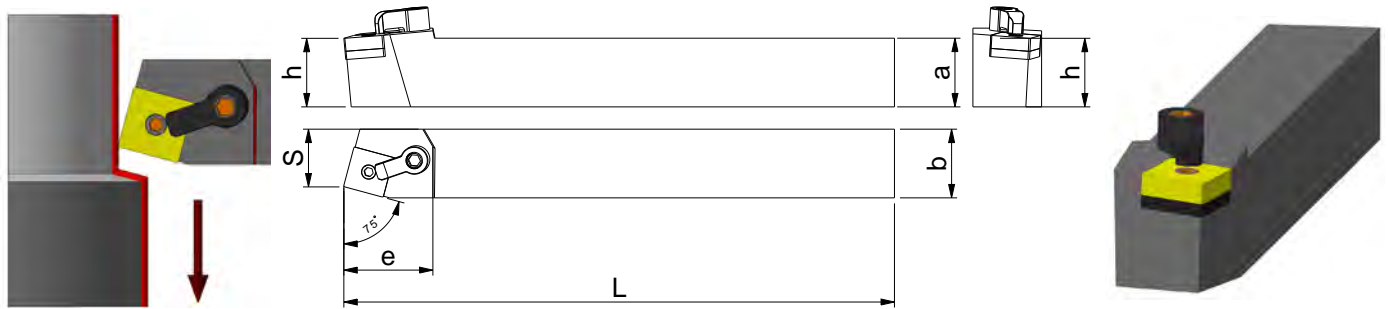
MDPN

Wedge lock clamping
Mocowanie z góry z klinem



EDP Nr.	N	Dimensions / Wymiary (mm)						Insert Płytką	Spare Parts / Akcesoria				
		a	b	L	h	s	e						
MDPNN2020K11	•	20	20	125	20	10	35	DN**1104**	CS112	SH058	W071 W037	CL021	CL004
MDPNN2525M11	•	25	25	150	25	12.5	35	DN**1104**	CS115	SH058	W071 W037	CL021	CT514
MDPNN3225P11	•	32	25	170	32	12.5	35	DN**1104**	CS115	SH058	W071 W037	CL021	CT515
MDPNN2020K15	•	20	20	125	20	10	40	DN**1506**	CS112	SH059	W037	CL022	CT005
MDPNN2525M15	•	25	25	150	25	12.5	40	DN**1506**	CS115	SH059	W037	CL022	CT005
MDPNN3225P15	•	32	25	170	32	12.5	40	DN**1506**	CS115	SH059	W037	CL022	CT005

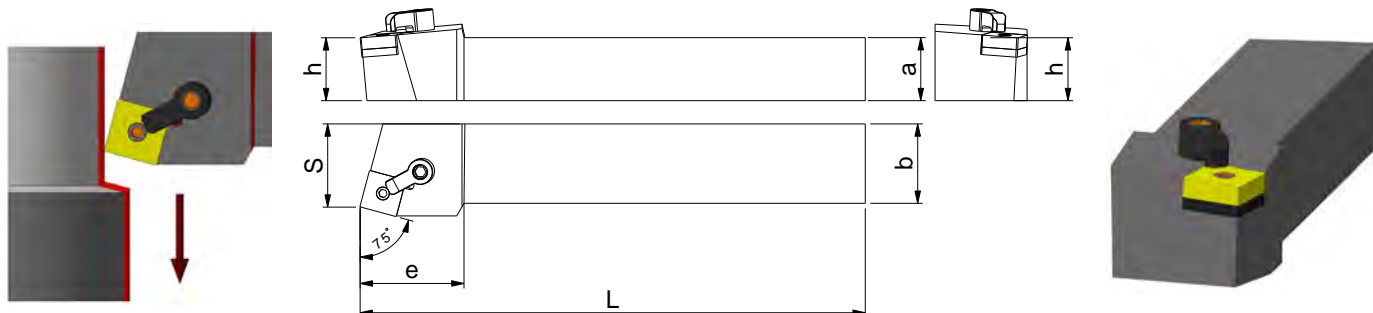
SN
MSBN






 Wedge lock clamping
 Mocowanie z góry z klinem


EDP Nr.	R	L	Dimensions / Wymiary (mm)						Insert Płytko	Spare Parts / Akcesoria				
			a	b	L	h	s	e						
MSBNR/L 2020K12	•	•	20	20	125	20	17	32	SN**1204**	CS112	SH060	W037	CL021	CT001
MSBNR/L 2525M12	•	o	25	25	150	25	22	32	SN**1204**	CS115	SH060	W037	CL021	CT001
MSBNR/L 3225P12	•	o	32	25	170	32	22	32	SN**1204**	CS115	SH060	W037	CL021	CT001
MSBNR/L 2525M15	•	o	25	25	150	25	22	38	SN**1506**	CS115	SH061	W037	CL022	CT002
MSBNR/L 3232P15	•	o	32	32	170	32	29	38	SN**1506**	CS115	SH061	W037	CL022	CT002
MSBNR/L 4032R15	o	o	40	32	200	40	27	38	SN**1506**	CS115	SH061	W037	CL022	CT002
MSBNR/L 3232P19	o	o	32	32	170	32	27	45	SN**1906**	CS117	SH062	W039	CL023	CT003
MSBNR/L 4040R19	o	•	40	40	200	40	35	45	SN**1906**	CS117	SH062	W039	CL023	CT003
MSBNR/L 4040R25	•	o	40	40	200	40	35	50	SN**2509**	CS116	SH063	W039	CL024	CT006
MSBNR/L 4040S2509	o	o	40	40	250	40	35	50	SN**2509**	CS116	SH063	W039 W034	CL024	CT006

SN

MSRN

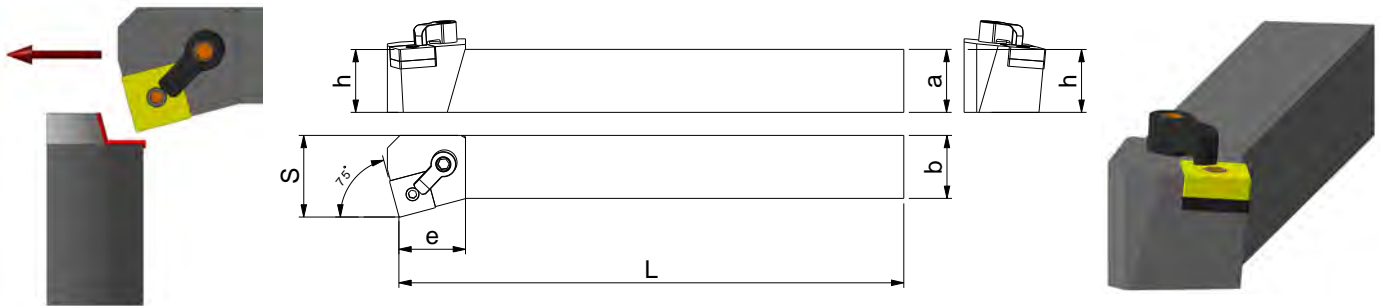
Wedge lock clamping
Mocowanie z góry z klinem

EDP Nr.	R	L	Dimensions / Wymiary (mm)						Insert Płytką	Spare Parts / Akcesoria				
			a	b	L	h	s	e						
MSRNR/L 2020K12	•	•	20	20	125	20	22	36	SN**1204**	CS112	SH060	W037	CL021	CT001
MSRNR/L 2525M12	•	•	25	25	150	25	27	36	SN**1204**	CS115	SH060	W037	CL021	CT001
MSRNR/L 3225P12	•	o	32	25	170	32	27	36	SN**1204**	CS115	SH060	W037	CL021	CT001
MSRNR/L 2525M15	•	o	25	25	150	25	27	40	SN**1506**	CS115	SH061	W037	CL022	CT002
MSRNR/L 3232P15	•	o	32	32	170	32	35	40	SN**1506**	CS115	SH061	W037	CL022	CT002
MSRNR/L 4032R15	o	o	40	32	200	40	35	40	SN**1506**	CS115	SH061	W037	CL022	CT002
MSRNR/L 3232P19	o	o	32	32	170	32	35	45	SN**1906**	CS117	SH062	W039	CL023	CT003
MSRNR/L 4040R19	o		40	40	200	40	43	45	SN**1906**	CS117	SH062	W039	CL023	CT003
MSRNR/L 4040R2509	o	o	40	40	200	40	43	50	SN**2509**	CS116	SH063	W039	CL024	CT006
MSRNR/L 4040S2509	o	o	40	40	250	40	43	50	SN**2509**	CS116	SH063	W034 W039	CL024	CT006

SN

MSKN

Wedge lock clamping
Mocowanie z góry z klinem




EDP Nr.	R	L	Dimensions / Wymiary (mm)						Insert Płytką	Spare Parts / Akcesoria				
			a	b	L	h	s	e						
MSKNR/L 2020K12	•	•	20	20	125	20	25	32	SN**1204**	CS112	SH060	W037	CL021	CT001
MSKNR/L 2525M12	•	•	25	25	150	25	32	32	SN**1204**	CS115	SH060	W037	CL021	CT001
MSKNR/L 3225P12	•	o	32	25	170	32	32	32	SN**1204**	CS115	SH060	W037	CL021	CT001
MSKNR/L 2525M15	•	o	25	25	150	25	32	28	SN**1506**	CS115	SH061	W037	CL022	CT002
MSKNR/L 3232P15	•	o	32	32	170	32	40	38	SN**1506**	CS115	SH061	W037	CL022	CT002
MSKNR/L 4032R15	o	o	40	32	200	40	40	38	SN**1506**	CS115	SH061	W037	CL022	CT002
MSKNR/L 3232P19	•	o	32	32	170	32	40	45	SN**1906**	CS117	SH062	W039	CL023	CT003
MSKNR/L 4040R19	o	o	40	40	200	40	50	45	SN**1906**	CS117	SH062	W039	CL023	CT003
MSKNR/L 4040S2509	o	•	40	40	250	40	50	50	SN**2509**	CS116	SH063	W039 W034	CL024	CT006

SN

MSDN


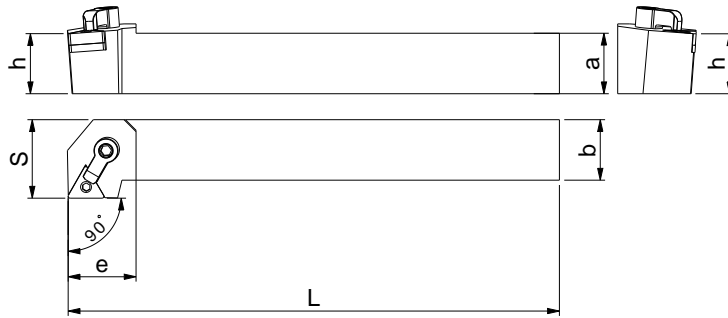

Wedge lock clamping
Mocowanie z góry z klinem



EDP Nr.	N	Dimensions / Wymiary (mm)						Insert Płytko	Spare Parts / Akcesoria				
		a	b	L	h	s	e						
MSDNN 2020K12	•	20	20	125	20	25	32	SN**1204**	CS112	SH060	W037	CL021	CT001
MSDNN 2525M12	•	25	25	150	25	32	32	SN**1204**	CS115	SH060	W037	CL021	CT001
MSDNN 3225P12	•	32	25	170	32	32	32	SN**1204**	CS115	SH060	W037	CL021	CT001
MSDNN 2525M15	•	25	25	150	25	32	28	SN**1506**	CS115	SH061	W037	CL022	CT002
MSDNN 3232P15	o	32	32	170	32	40	38	SN**1506**	CS115	SH061	W037	CL022	CT002
MSDNN 4032R15	o	40	32	200	40	40	38	SN**1506**	CS115	SH061	W037	CL022	CT002

TN

MTGN

 Wedge lock clamping
 Mocowanie z góry z klinem


EDP Nr.	R	L	Dimensions / Wymiary (mm)						Insert Płytką	Spare Parts / Akcesoria				
			a	b	L	h	s	e						
MTGNR/L 2020K16	•	o	20	20	125	20	25	33	TN**1604**	CS112	SH064	W037 W071	CL021	CT001
MTGNR/L 2525M16	•	•	25	25	150	25	32	33	TN**1604**	CS115	SH064	W037 W071	CL021	CT001
MTGNR/L 3225P16	•	o	32	25	170	32	32	33	TN**1604**	CS115	SH064	W037 W071	CL021	CT001
MTGNR/L 2525M22	•	o	25	25	150	25	32	35	TN**2204**	CS115	SH065	W037	CL022	CT002
MTGNR/L 3225P22	o	o	32	25	170	32	32	35	TN**2204**	CS115	SH065	W037	CL022	CT002

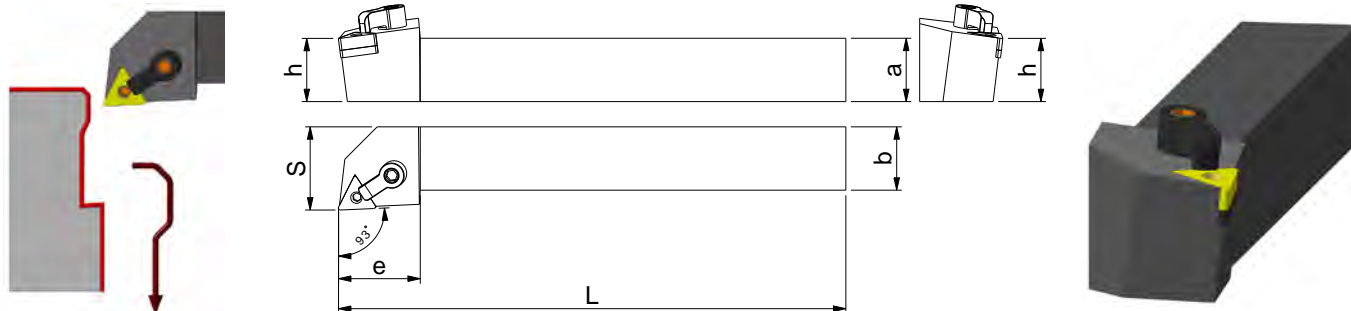
 INFO
 W/C
 PcBN
 Diamond
 Ceramics
 ISO Holders
 AV Holders
 P&G
 Tech-INFO






TN



MTJN

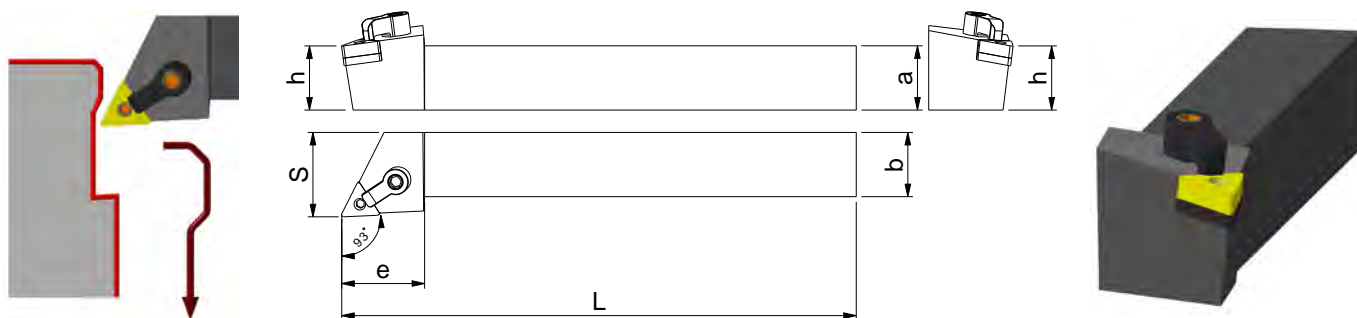
Wedge lock clamping
Mocowanie z góry z klinem








EDP Nr.	R	L	Dimensions / Wymiary (mm)						Insert Płytką	Spare Parts / Akcesoria				
			a	b	L	h	s	e						
MTJNR/L 2020K16	•	o	20	20	125	20	25	32	TN**1604**	CS112	SH064	W071 W037	CL021	CL004
MTJNR/L 2525M16	•	o	25	25	150	25	32	32	TN**1604**	CS115	SH064	W071 W037	CL021	CL004
MTJNR/L 3225P16	•	o	32	25	170	32	32	32	TN**1604**	CS115	SH064	W071 W037	CL021	CL004
MTJNR/L 2525M22	•	o	25	25	150	25	32	36	TN**2204**	CS115	SH065	W037	CL022	CT001
MTJNR/L 3225P22	o	•	32	25	170	32	32	36	TN**2204**	CS115	SH065	W037	CL022	CT001

MTJNZ

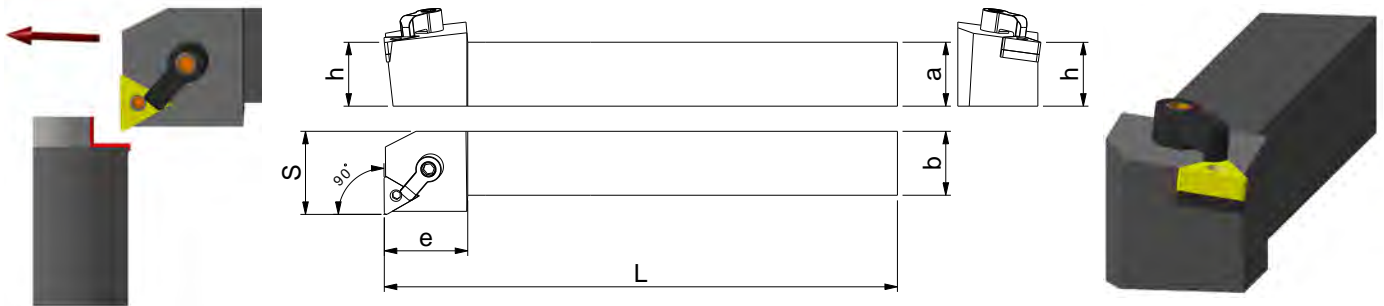
Wedge lock clamping
Mocowanie z góry z klinem



EDP Nr.	R	L	Dimensions / Wymiary (mm)						Insert Płytką	Spare Parts / Akcesoria				
			a	b	L	h	s	e						
MTJNR/L 2020K16Z	•	•	20	20	125	20	25	32	TN**1604**	CS112	SH064	W071 W037	CL021	CL004
MTJNR/L 2525M16Z	•	•	25	25	150	25	32	32	TN**1604**	CS115	SH064	W071 W037	CL021	CL004
MTJNR/L 3225P16Z	•	o	32	25	170	32	32	32	TN**1604**	CS115	SH064	W071 W037	CL021	CL004
MTJNR/L 2525M22Z	•	•	25	25	150	25	32	36	TN**2204**	CS115	SH065	W037	CL022	CT001
MTJNR/L 3225P22Z	•	o	32	25	170	32	32	36	TN**2204**	CS115	SH065	W037	CL022	CT001

TN

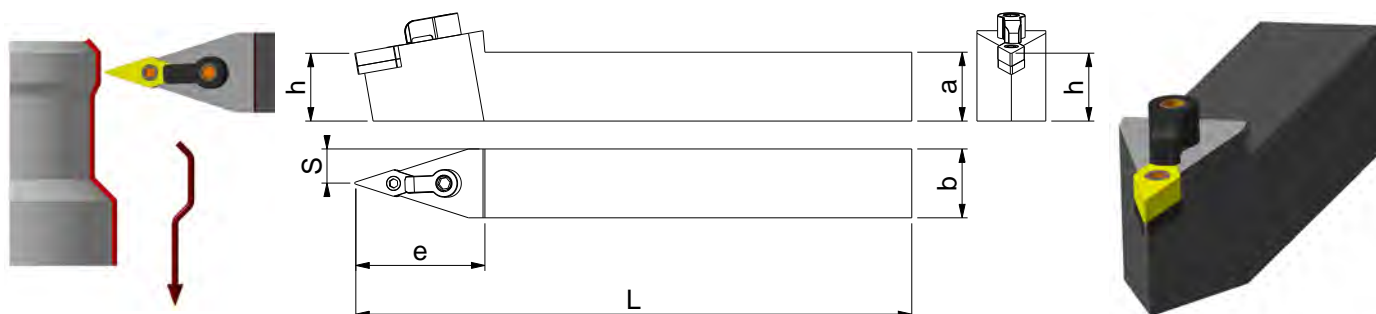
MTFN






 Wedge lock clamping
 Mocowanie z góry z klinem


EDP Nr.	R	L	Dimensions / Wymiary (mm)						Insert Płytką	Spare Parts / Akcesoria				
			a	b	L	h	s	e						
MTFNR/L 2020K16	•	O	20	20	125	20	25	32	TN**1604**	CS112	SH064	W071 W037	CL021	CL004
MTFNR/L 2525M16	•	O	25	25	150	25	32	32	TN**1604**	CS115	SH064	W071 W037	CL021	CL004
MTFNR/L 3225P16	•	O	32	25	170	32	32	32	TN**1604**	CS115	SH064	W071 W037	CL021	CL004
MTFNR/L 2525M22	•	O	25	25	150	25	32	36	TN**2204**	CS115	SH065	W037	CL022	CT001
MTFNR/L 3225P22	•	O	32	25	170	32	32	36	TN**2204**	CS115	SH065	W037	CL022	CT001


VN






MVVN

Wedge lock clamping
Mocowanie z góry z klinem

EDP Nr.	N	Dimensions / Wymiary (mm)						Insert Płytką	Spare Parts / Akcesoria				
		a	b	L	h	s	e						
MVVNN2020K16	•	20	20	125	20	10	45	VN**1604**	CS112	SH066	W071 W037	CL029	CL004
MVVNN2525M16	•	25	25	150	25	12.5	45	VN**1604**	CS115	SH066	W071 W037	CL029	CL004
MVVNN3225P16	O	32	25	170	32	12.5	45	VN**1604**	CS115	SH066	W071 W037	CL029	CL004
MVVNN3232P16	•	32	32	170	32	16	45	VN**1604**	CS115	SH066	W071 W037	CL029	CL004

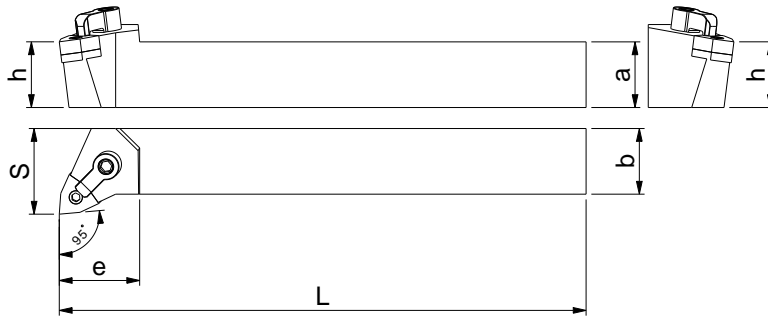
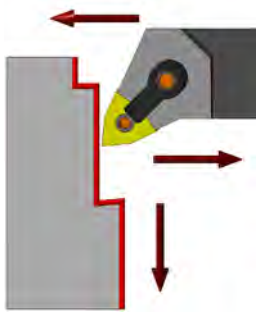
MVJN

Wedge lock clamping
Mocowanie z góry z klinem

EDP Nr.	R	N	Dimensions / Wymiary (mm)						Insert Płytką	Spare Parts / Akcesoria				
			a	b	L	h	s	e						
MVJNR/L 2020K16	•	•	20	20	125	20	25	45	VN**1604**	CS112	SH066	W071 W037	CL029	CL004
MVJNR/L 2525M16	•	•	25	25	150	25	32	45	VN**1604**	CS115	SH066	W071 W037	CL029	CL004
MVJNR/L 3225P16	•	•	32	25	170	32	32	45	VN**1604**	CS115	SH066	W071 W037	CL029	CL004
MVJNR/L 3232P16	•	•	32	32	170	32	40	45	VN**1604**	CS115	SH066	W071 W037	CL029	CL004

WN

MWLN

 Wedge lock clamping
 Mocowanie z góry z klinem


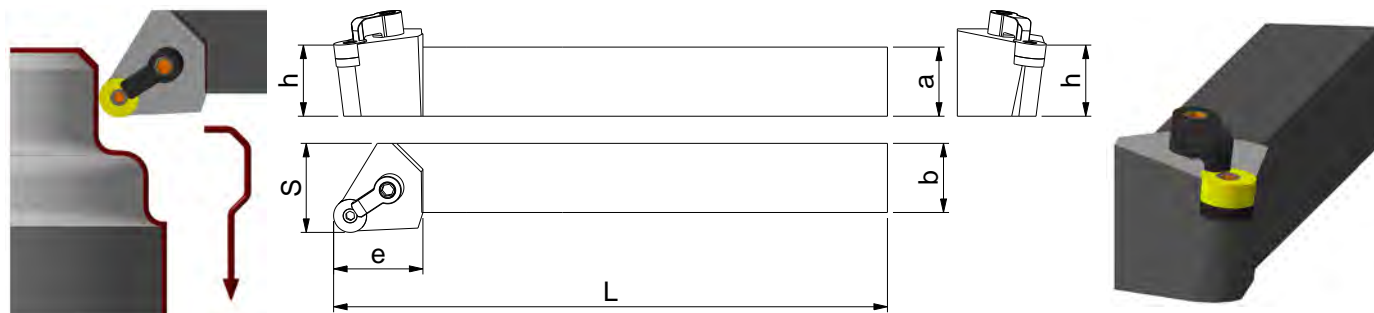
EDP Nr.	R	N	Dimensions / Wymiary (mm)						Insert Płytką	Spare Parts / Akcesoria				
			a	b	L	h	s	e						
MWLN/L 2020K06	•	•	20	20	125	20	25	30	WN**0604**	CS112	SH067	W071	CL021	CL004
MWLN/L 2525M06	•	•	25	25	150	25	32	30	WN**0604**	CS115	SH067	W037	CL021	CL004
MWLN/L 2020K08	•	•	20	20	125	20	25	30	WN**0804**	CS112	SH068	W037	CL021	CT001
MWLN/L 2525M08	•	•	25	25	150	25	32	35	WN**0804**	CS115	SH068	W037	CL021	CT001
MWLN/L 3525P08	o	o	32	25	170	32	32	35	WN**0804**	CS115	SH068	W037	CL021	CT001
MWLN/L 3232P08	•	•	32	32	170	32	40	35	WN**0804**	CS115	SH068	W037	CL021	CT001






 INFO
 W/C
 P&B
 Diamond
 Ceramics
 ISO Holders
 AV Holders
 P&G
 Tech-INFO

RN

MRGN

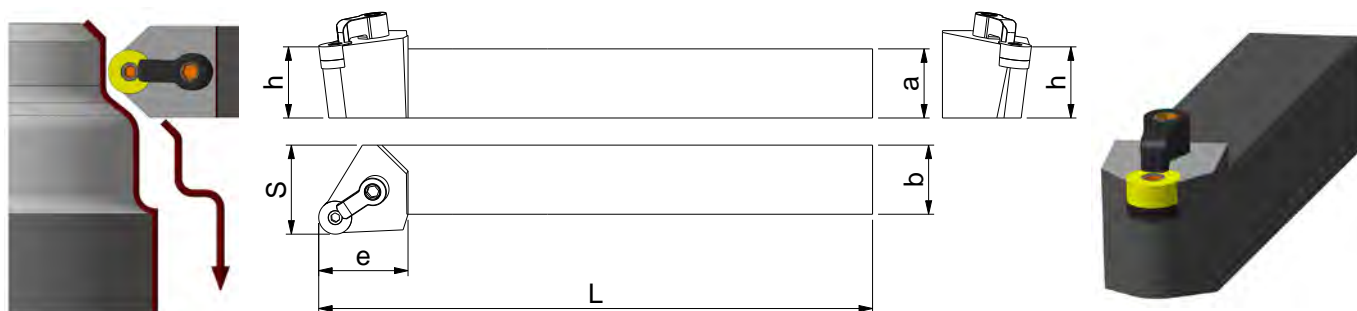
Wedge lock clamping
Mocowanie z góry z klinem








EDP Nr.	R	L	Dimensions / Wymiary (mm)					Insert Płytką	Spare Parts / Akcesoria					
			a	b	L	h	s		e					
MRGNN/L 2020K12	o	o	20	20	125	20	25	32	RN**1204**	CS112	SH069	W037	CL021	CT001
MRGNN/L 2525M12	o	o	25	25	150	25	32	32	RN**1204**	CS115	SH069	W037	CL021	CT001
MRGNN/L 3225P12	o	o	32	25	170	32	32	32	RN**1204**	CS115	SH069	W037	CL021	CT001
MRGNN/L 3232P12	o	o	32	32	170	32	40	32	RN**1204**	CS115	SH069	W037	CL021	CT001

MRDN

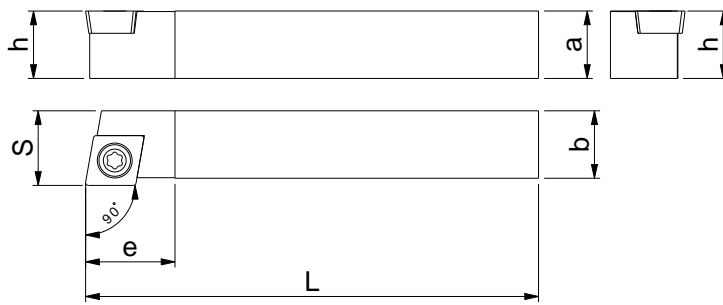
Wedge lock clamping
Mocowanie z góry z klinem





EDP Nr.	N	Dimensions / Wymiary (mm)					Insert Płytką	Spare Parts / Akcesoria					
		a	b	L	h	s		e					
MRGNN 2020K12	o	20	20	125	20	10	35	RN**1204**	CS112	SH069	W037	CL021	CT001
MRGNN 2525M12	o	25	25	150	25	12.5	35	RN**1204**	CS115	SH069	W037	CL021	CT001
MRGNN 3225P12	o	32	25	170	32	12.5	35	RN**1204**	CS115	SH069	W037	CL021	CT001
MRGNN 3232P12	o	32	32	170	32	16	35	RN**1204**	CS115	SH069	W037	CL021	CT001

CC


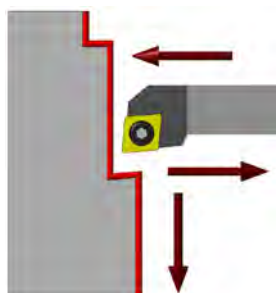
SCAC


 Screw clamping
 Mocowanie na śrubę


EDP Nr.	R	L	Dimensions / Wymiary (mm)						Insert Płytką	Spare Parts / Akcesoria	
			a	b	L	h	s	e			
SCACR/L 1010E06	•	•	10	10	70	10	10.5	10	CC**0602**	SR064	W073
SCACR/L 1212F09	•	•	12	12	80	12	12.7	16	CC**09T3**	SR066	W042

CC

SCLC

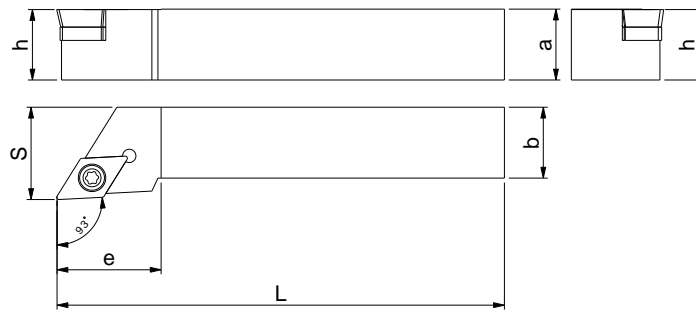
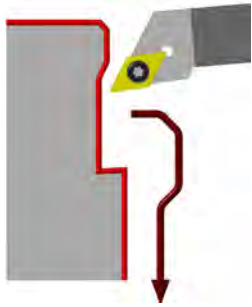
Screw clamping
Mocowanie na śrubę





EDP Nr.	R	L	Dimensions / Wymiary (mm)						Insert Płytką	Spare Parts / Akcesoria			
			a	b	L	h	s	e					
SCLCR/L 0808D06	•	•	08	08	60	08	10	10	CC**0602**	SR064	—	—	W073
SCLCR/L 1010E06	•	•	10	10	70	10	12	10	CC**0602**	SR064	—	—	W073
SCLCR/L 1212F09	•	•	12	12	80	12	16	16	CC**09T3**	SR066	—	—	W042
SCLCR/L 1616H09	•	•	16	16	100	16	20	16	CC**09T3**	SR066	—	—	W042
SCLCR/L 1616H12	•	•	16	16	100	16	20	18	CC**1204**	SR066	—	—	W042
SCLCR/L 2020K09	•	•	20	20	125	20	25	25	CC**09T3**	SR301	SH070	SR610	W042 W039
SCLCR/L 2020K12	•	•	20	20	125	20	25	25	CC**1204**	SR301	SH070	SR610	W042 W039
SCLCR/L 2525M12	•	•	25	25	150	25	32	26	CC**1204**	SR301	SH070	SR610	W042 W039
SCLCR/L 3225P12	o	o	32	25	170	32	32	26	CC**1204**	SR301	SH070	SR610	W042 W039
SCLCR/L 3232P12	•	o	32	32	170	32	40	28	CC**1204**	SR301	SH070	SR610	W042 W039

DC

SDJC




Screw clamping
Mocowanie na śrubę







EDP Nr.	R	L	Dimensions / (mm)						Insert Płytką	Spare Parts / Akcesoria			
			a	b	L	h	s	e					
SDJCR/L 1010E07	•	•	10	10	70	10	12	15	DC**0702**	SR064	—	—	W073
SDJCR/L 1212F07	•	•	12	12	80	12	16	15	DC**0702**	SR064	—	—	W073
SDJCR/L 1616H07	•	•	16	16	100	16	20	18	DC**0702**	SR064	—	—	W073
SDJCR/L 1616H11	o	•	16	16	100	16	20	24	DC**11T3**	SR068	SH036	SR073	W042 W115
SDJCR/L 2020K11	•	•	20	20	125	20	25	24	DC**11T3**	SR068	SH036	SR073	W042 W115
SDJCR/L 2525M11	•	•	25	25	150	25	32	29	DC**11T3**	SR068	SH036	SR073	W042 W115
SDJCR/L 3225P11	•	•	32	25	170	32	32	29	DC**11T3**	SR068	SH036	SR073	W042 W115

SDAC


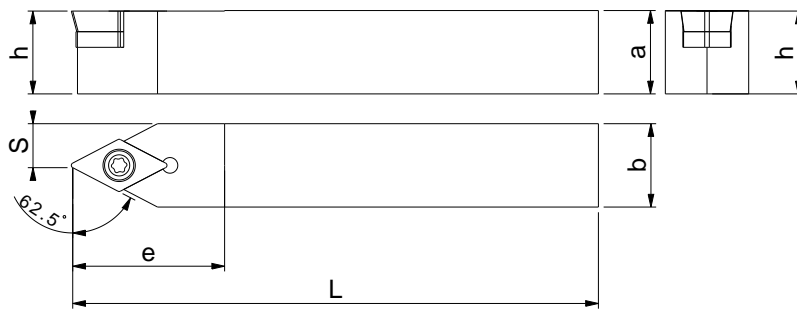
Screw clamping
Mocowanie na śrubę







EDP Nr.	R	L	Dimensions / Wymiary (mm)						Insert Płytką	Spare Parts / Akcesoria			
			a	b	L	h	s	e					
SDACR/L 1010E07	•	•	10	10	70	10	10.5	15	DC**0702**	SR064	—	—	W073
SDACR/L 1212F11	•	•	12	12	80	12	12.5	15	DC**11T3**	SR066	—	—	W042
SDACR/L 1616H11	•	•	16	16	100	16	16.7	24	DC**11T3**	SR068	SH036	SR073	W042 W115

DC

SDNC

Screw clamping
Mocowanie na śrubę


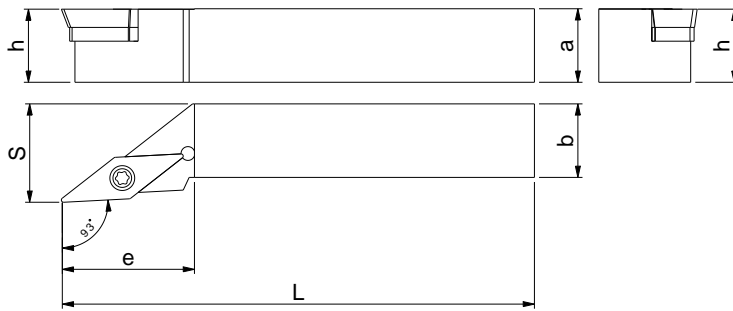
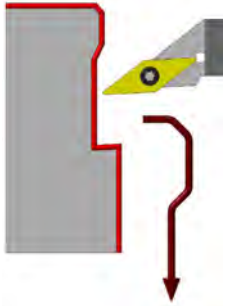
EDP Nr.	N	Dimensions / Wymiary (mm)						Insert Płytką	Spare Parts / Akcesoria			
		a	b	L	h	s	e					
SDNCN1010E07	•	10	10	70	10	5	20	DC**0702**	SR064	—	—	W073
SDNCN1212F07	•	12	12	80	12	6	20	DC**0702**	SR064	—	—	W073
SDNCN1212H11	•	12	12	100	12	6	30	DC**11T3**	SR066	—	—	W042
SDNCN1616H11	•	16	16	100	16	8	30	DC**11T3**	SR068	SH036	SR073	W042 W115
SDNCN2020K11	o	20	20	125	20	10	30	DC**11T3**	SR068	SH036	SR073	W042 W115
SDNCN2525M11	•	25	25	150	25	12.5	30	DC**11T3**	SR068	SH036	SR073	W042 W115





VB



SVJB

Screw clamping
Mocowanie na śrubę




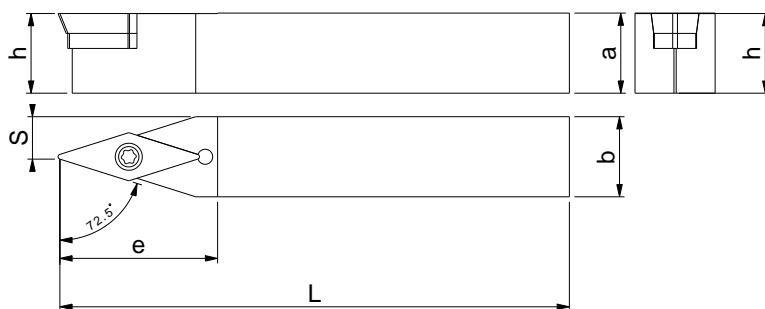
EDP Nr.	R	L	Dimensions / Wymiary (mm)						Insert Płytką	Spare Parts / Akcesoria			
			a	b	L	h	s	e					
SVJBR/L 1212F11	•	•	12	12	80	12	16	27	VB**1103**	SR064	—	—	W073
SVJBR/L 1616H11	•	•	16	16	100	16	20	27	VB**1103**	SR064	—	—	W073
SVJBR/L 2020K11	•	•	20	20	125	20	25	27	VB**1103**	SR064	—	—	W073
SVJBR/L 2525M11	•	•	25	25	150	25	32	27	VB**1103**	SR064	—	—	W073
SVJBR/L 1616H16	•	•	16	16	100	16	20	36	VB**1604**	SR068	SH072	SR073	W042 W115
SVJBR/L 2020K16	•	•	20	20	125	20	25	41	VB**1604**	SR068	SH072	SR073	W042 W115
SVJBR/L 2525M16	•	•	25	25	150	25	32	41	VB**1604**	SR068	SH072	SR073	W042 W115
SVJBR/L 3225P16	•	•	32	25	170	32	32	41	VB**1604**	SR068	SH072	SR073	W042 W115





INFO
 W/C
 PcBN
 Diamond
 Ceramics
 ISO Holders
 AV Holders
 P&G
 Tech-INFO

VB

SVVB


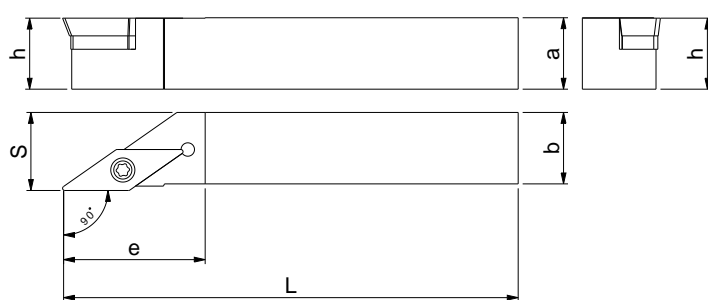
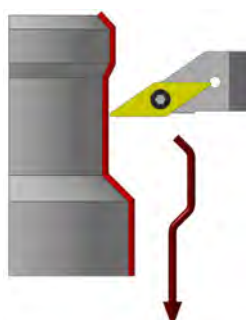
Screw clamping
Mocowanie na śrubę







EDP Nr.	N	Dimensions / Wymiary (mm)						Insert Płytką	Spare Parts / Akcesoria			
		a	b	L	h	s	e					
SVVBN1212F11	•	12	12	80	12	6	27	VB**1103**	SR064	—	—	W073
SVVBN1616H11	•	16	16	100	16	8	27	VB**1103**	SR064	—	—	W073
SVVBN2020K11	•	20	20	125	20	10	30	VB**1103**	SR064	—	—	W073
SVVBN1616H16	•	16	16	100	16	8	33	VB**1604**	SR068	SH072	SR073	W042 W115
SVVBN2020K16	•	20	20	125	20	10	33	VB**1604**	SR068	SH072	SR073	W042 W115
SVVBN2525M16	•	25	25	150	25	12.5	38	VB**1604**	SR068	SH072	SR073	W042 W115

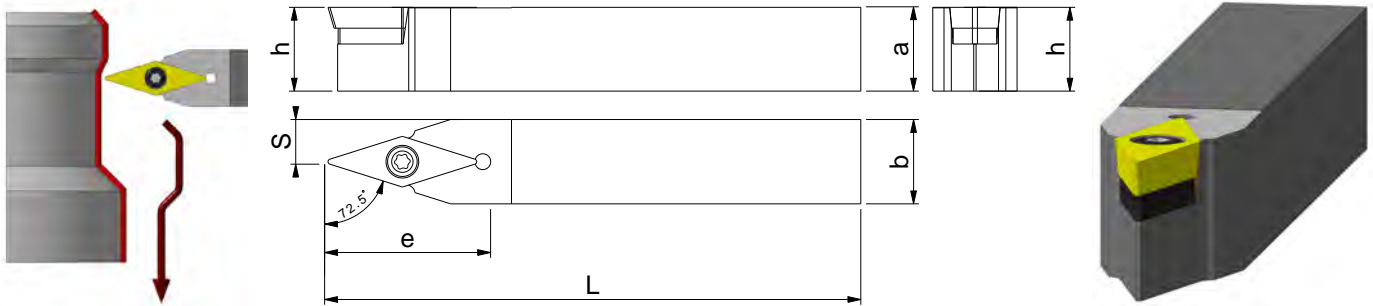
SVAB





Screw clamping
Mocowanie na śrubę



EDP Nr.	R	L	Dimensions / Wymiary (mm)						Insert Płytką	Spare Parts / Akcesoria			
			a	b	L	h	s	e					
SVABR/L 1010F11	•	•	10	10	80	10	-	-	VB**1103**	SR064	—	—	W073
SVABR/L 1616H16	•	o	16	16	100	16	16.5	28	VB**1604**	SR068	SH072	SR073	W042 W115
SVABR/L 2020K16	•	o	20	20	125	20	20.5	28	VB**1604**	SR068	SH072	SR073	W042 W115
SVABR/L 2525M16	•	•	25	25	150	25	25.5	28	VB**1604**	SR068	SH072	SR073	W042 W115


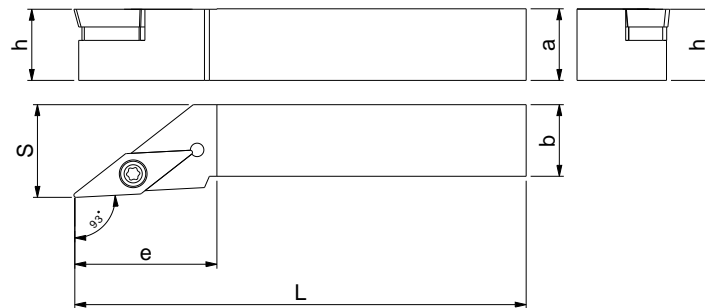
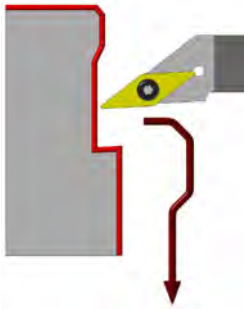
VC
SVVC


 Screw clamping
 Mocowanie na śrubę


EDP Nr.	N	Dimensions / Wymiary (mm)						Insert Płytką	Spare Parts / Akcesoria			
		a	b	L	h	s	e					
SVVCN1212F11	•	12	12	80	12	6	27	VC**1103**	SR064	—	—	W073
SVVCN1212M11	•	12	12	150	12	6	27	VC**1103**	SR064	—	—	W073
SVVCN1616H11	•	16	16	100	16	8	27	VC**1103**	SR064	—	—	W073
SVVCN2020K11	•	20	20	125	20	10	30	VC**1103**	SR064	—	—	W073
SVVCN2525M11	•	25	25	150	25	12.5	38	VC**1103**	SR064	—	—	W073
SVVCN1616H16	•	16	16	100	16	8	33	VC**1604**	SR068	SH073Z	SR073	W042 W115
SVVCN2020K16	•	20	20	125	20	10	33	VC**1604**	SR068	SH073Z	SR073	W042 W115
SVVCN2525M16	•	25	25	150	25	12.5	38	VC**1604**	SR068	SH073Z	SR073	W042 W115

VC

SVJC

Screw clamping
Mocowanie na śrubę


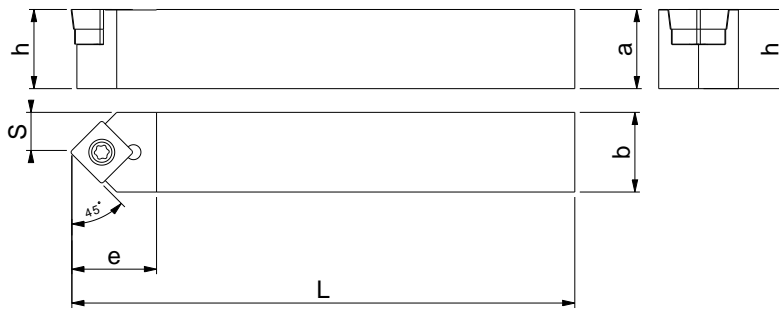

EDP Nr.	R	L	Dimensions / Wymiary (mm)						Insert Płytką	Spare Parts / Akcesoria			
			a	b	L	h	s	e					
SVJCR/L 1010E11	o	o	10	10	70	10	12	22	VC**1103**	SR064	—	—	W073
SVJCR/L 1212F11	•	•	12	12	80	12	16	27	VC**1103**	SR064	—	—	W073
SVJCR/L 1616H11	•	•	16	16	100	16	20	27	VC**1103**	SR064	—	—	W073
SVJCR/L 2020K11	•	•	20	20	125	20	25	27	VC**1103**	SR064	—	—	W073
SVJCR/L 2525M11	•	•	25	25	150	25	32	27	VC**1103**	SR064	—	—	W073
SVJCR/L 1616H16	•	•	16	16	100	16	20	36	VC**1604**	SR068	SH073	SR073	W042 W115
SVJCR/L 2020K16	•	•	20	20	125	20	25	41	VC**1604**	SR068	SH073	SR073	W042 W115
SVJCR/L 2020M16	•	•	20	20	150	20	25	41	VC**1604**	SR068	SH073	SR073	W042 W115
SVJCR/L 2525M16	•	•	25	25	150	20	32	41	VC**1604**	SR068	SH073	SR073	W042 W115
SVJCR/L 3225P16	o	o	32	25	170	32	32	41	VC**1604**	SR068	SH073	SR073	W042 W115





SC



SSDC


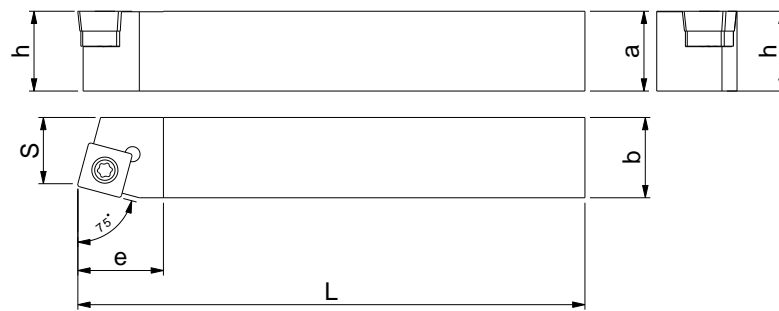

Screw clamping
Mocowanie na śrubę







EDP Nr.	N	Dimensions / Wymiary (mm)						Insert Płytką	Spare Parts / Akcesoria			
		a	b	L	h	s	e					
SSDCN1212F09	•	12	12	80	12	6	15.5	SC**09T3**	SR066	—	—	W042
SSDCN1616H09	•	16	16	100	16	8	15.5	SC**09T3**	SR068	SH074	SR073	W042 W115

SSBC

Screw clamping
Mocowanie na śrubę



EDP Nr.	R	L	Dimensions / Wymiary (mm)						Insert Płytką	Spare Parts / Akcesoria			
			a	b	L	h	s	e					
SSBCR/L 1212F09	•	•	12	12	80	12	11	16	SC**09T3**	SR066	—	—	W042
SSBCR/L 1616H09	•	•	16	16	100	16	13	16	SC**09T3**	SR066	SH074	SR073	W042 W115
SSBCR/L 2020K12	•	•	20	20	125	20	17	25	SC**1204**	SR301	SH075	SR610	W042 W039


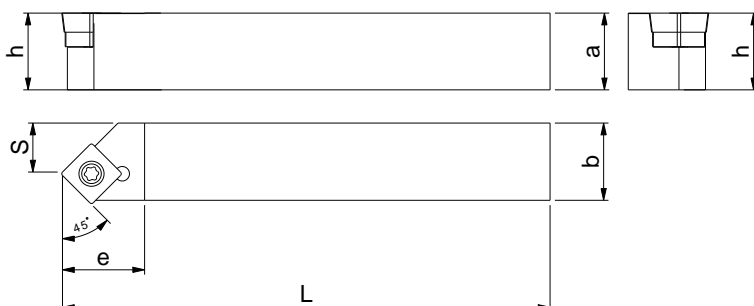
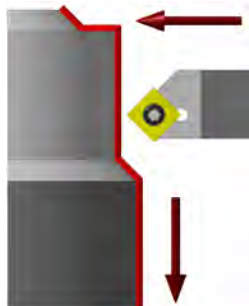
INFO
 W/C
 PcBN
 Diamond
 Ceramics
 ISO Holders
 AV Holders
 P&G
 Tech-INFO





SC



SSSC


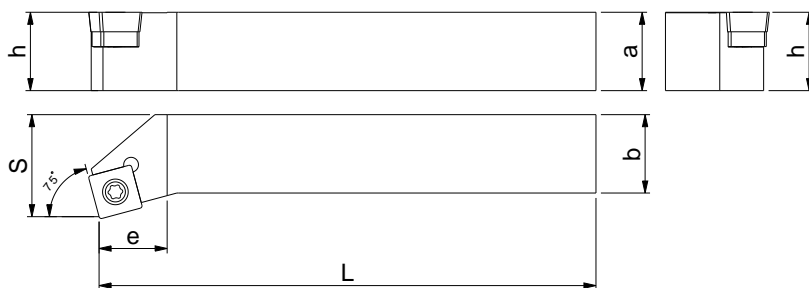

Screw clamping
Mocowanie na śrubę







EDP Nr.	R	L	Dimensions / Wymiary (mm)						Insert Płytką	Spare Parts / Akcesoria			
			a	b	L	h	s	e					
SSSCR/L 1616H09	•	•	16	16	100	16	17	16	SC**09T3**	SR068	—	—	W042
SSSCR/L 2020K12	•	•	20	20	125	20	21	24	SC**1204**	SR301	SH075	SR610	W042 W039

SSKC

Screw clamping
Mocowanie na śrubę



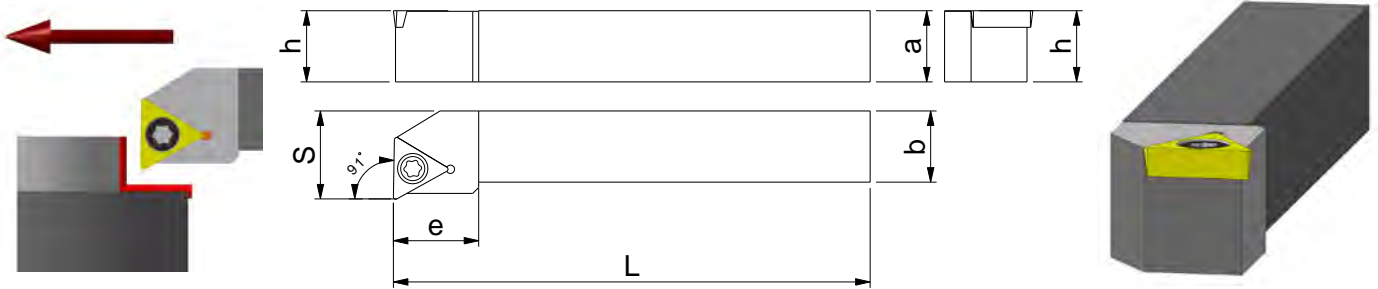
EDP Nr.	R	L	Dimensions / Wymiary (mm)						Insert Płytką	Spare Parts / Akcesoria			
			a	b	L	h	s	e					
SSKCR/L 1616H09	•	•	16	16	100	16	20	13	SC**09T3**	SR068	SH074	SR073	W042 W115





TC



STFC

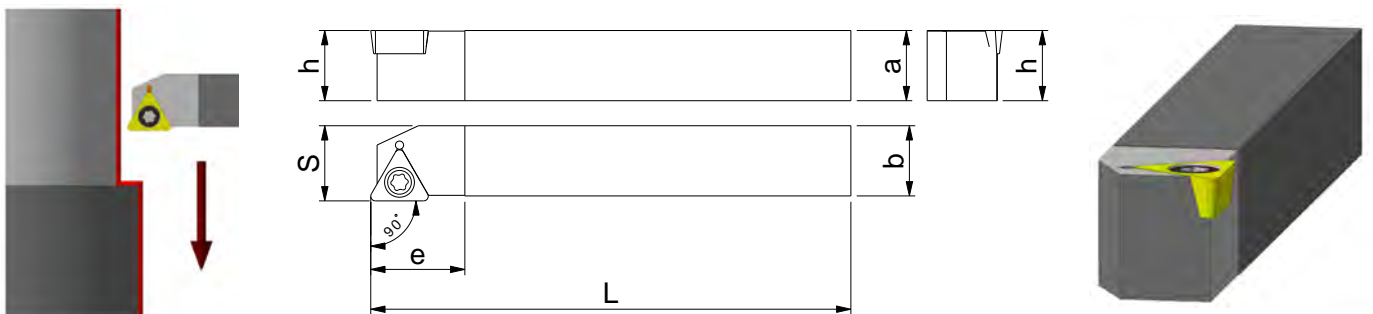
Screw clamping
Mocowanie na śrubę





EDP Nr.	R	L	Dimensions / Wymiary (mm)						Insert Płytką	Spare Parts / Akcesoria			
			a	b	L	h	s	e					
STFCR/L 1212F11	•	o	12	12	80	12	16	14	TC**1102**	SR064	—	—	W073
STFCR/L 1616H11	•	o	16	16	100	16	20	14	TC**1102**	SR064	—	—	W073
STFCR/L 1616H16	•	o	16	16	100	16	20	19	TC**16T3**	SR068	SH076	SR073	W042 W115
STFCR/L 2020K16	•	•	20	20	125	20	25	19	TC**16T3**	SR068	SH076	SR073	W042 W115

STAC

Screw clamping
Mocowanie na śrubę




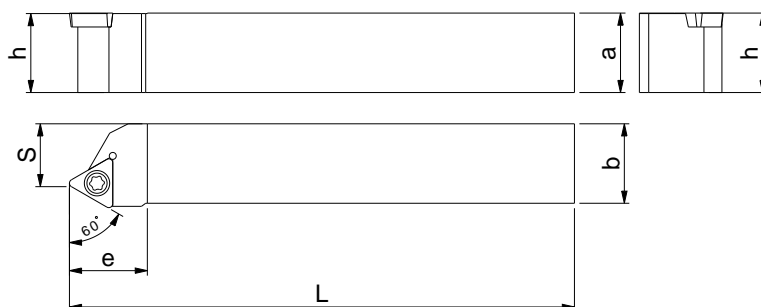
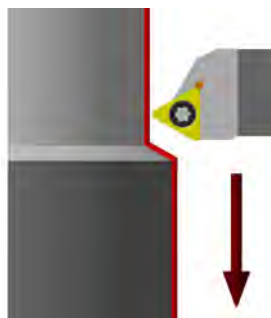
EDP Nr.	R	L	Dimensions / Wymiary (mm)						Insert Płytką	Spare Parts / Akcesoria	
			a	b	L	h	s	e			
STACR/L 1212F11	•	•	12	12	80	12	12.5	14	TC**1102**	SR064	W073





INFO
W/C
PcBN
Diamond
Ceramics
ISO Holders
AV Holders
P&G
Tech-INFO

TC



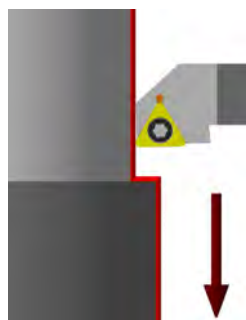






STTC

Screw clamping
Mocowanie na śrubę

EDP Nr.	R	L	Dimensions / Wymiary (mm)						Insert Płytką	Spare Parts / Akcesoria			
			a	b	L	h	s	e					
STTCR/L 1616H11	•	o	16	16	100	16	13	14	TC**1102**	SR064	—	—	W073
STTCR/L 1616H16	•	•	16	16	100	16	13	19	TC**16T3**	SR068	SH076	SR073	W042 W115
STTCR/L 2020K16	•	•	20	20	125	20	17	19	TC**16T3**	SR068	SH076	SR073	W042 W115

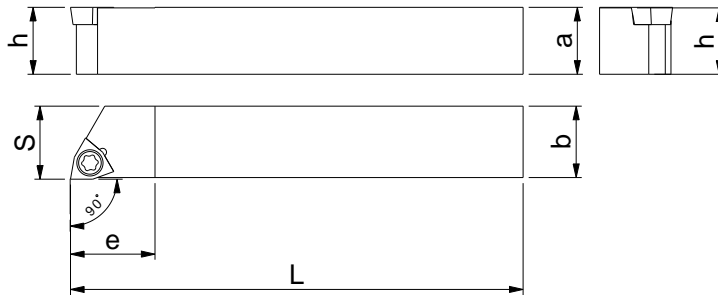
STGC



Screw clamping
Mocowanie na śrubę

EDP Nr.	R	L	Dimensions / Wymiary (mm)						Insert Płytką	Spare Parts / Akcesoria			
			a	b	L	h	s	e					
STGCR/L 0808D09	o	o	08	08	60	8	10	11	TC**0902**	SR130	—	—	W043
STGCR/L 1010E09	•	o	10	10	70	10	12	11	TC**0902**	SR130	—	—	W043
STGCR/L 1212F11	•	•	12	12	80	12	16	14	TC**1102**	SR064	—	—	W073
STGCR/L 1616H11	•	•	16	16	100	16	20	16	TC**1102**	SR064	—	—	W073
STGCR/L 2020K16	•	•	20	20	125	20	25	21	TC**16T3**	SR068	SH076	SR073	W042 W115
STGCR/L 2525M16	•	•	25	25	150	25	25	21	TC**16T3**	SR068	SH076	SR073	W042 W115

WC


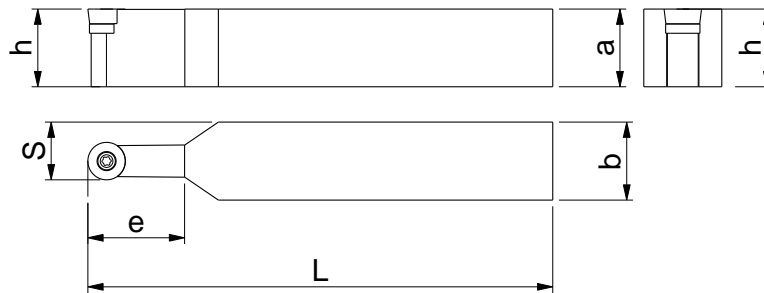
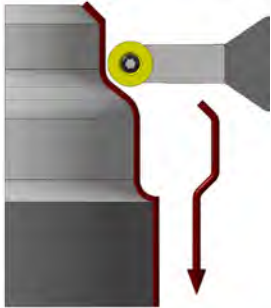
SWAC

 Screw clamping
 Mocowanie na śrubę


EDP Nr.	R	L	Dimensions / Wymiary (mm)						Insert Płytką	Spare Parts / Akcesoria	
			a	b	L	h	s	e			
SWACR/L 1010E04	•	o	10	10	70	10	10.5	10	WC*X0402**	SR064	W073
SWACR/L 1212F04	•	o	12	12	80	12	12.0	14	WC*X0402**	SR064	W073
SWACR/L 1616H06	•	•	16	16	100	16	16.5	20	WC*X06T3**	SR065	W044
SWACR/L 2020K08	•	•	20	20	125	20	20.5	24	WC*X0804**	SR068	W042

RC

SRDC

Screw clamping
Mocowanie na śrubę


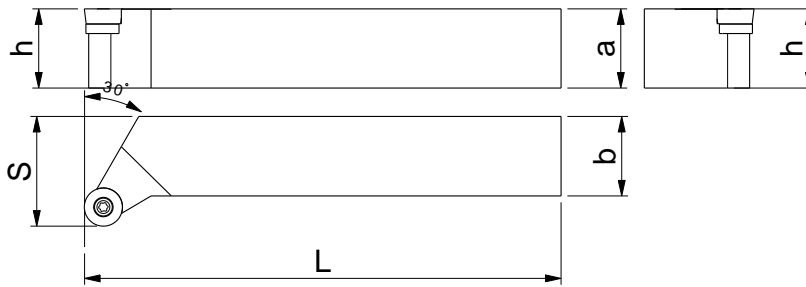
EDP Nr.	N	Dimensions / Wymiary (mm)						Insert Płytką	Spare Parts / Akcesoria			
		a	b	L	h	s	e					
SRDCN1616H08	o	16	16	100	16	8	16	RCMT0803	SR065	—	—	W044
SRDCN2020K08	•	20	20	125	20	10	16	RCMT0803	SR067	—	—	W044
SRDCN2020K10	•	20	20	125	20	10	25	RCMT10T3	SR067	—	—	W042
SRDCN2525M10	•	25	25	150	25	12.5	25	RCMT10T3	SR067	—	—	W042
SRDCN2020K12	•	20	20	125	20	10	35	RCMT1204	SR068	SH077	SR073	W042 W115
SRDCN2525M12	•	25	25	150	25	12.5	35	RCMT1204	SR068	SH077	SR073	W042 W115
SRDCN3225P12	•	32	25	170	32	12.5	35	RCMT1204	SR068	SH077	SR073	W042 W115
SRDCN3225P16	•	32	25	170	32	12.5	35	RCMT1606	SR120	SH078	SR610	W042 W039
SRDCN3232P16	•	32	32	170	32	16	40	RCMT1606	SR120	SH078	SR610	W042 W039
SRDCN4040S16	•	40	40	250	40	20	50	RCMT1606	SR120	SH078	SR610	W042 W039
SRDCN4040S20	•	40	40	250	40	20	50	RCMT2006	SR124	—	—	W127





RC



SRGC

Screw clamping
Mocowanie na śrubę

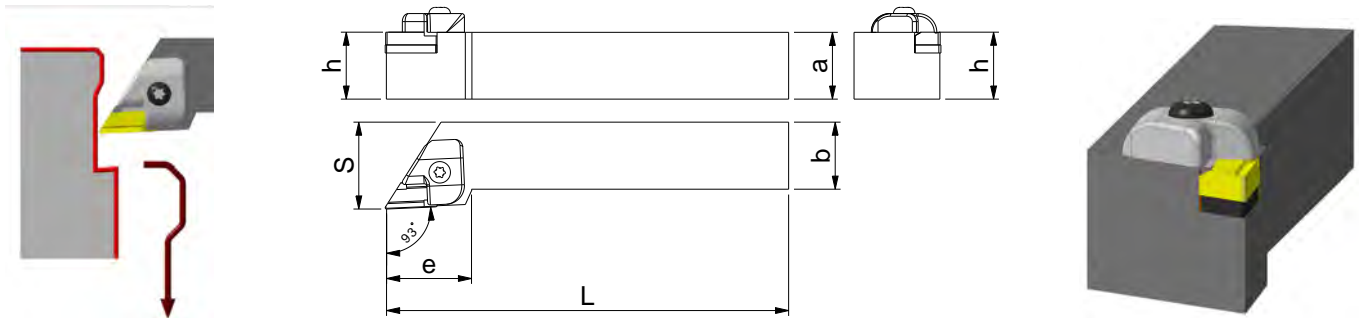









EDP Nr.	R	L	Dimensions / Wymiary (mm)					Insert Płytką	Spare Parts / Akcesoria			
			a	b	L	h	s					
SRGCR/L 1616H08	•	•	16	16	100	16	20	RCMT0803	SR065	—	—	W044
SRGCR/L 1616H10	o	o	16	16	100	16	20	RCMT10T3	SR067	—	—	W042
SRGCR/L 2020K10	•	o	20	20	125	20	25	RCMT10T3	SR067	—	—	W042
SRGCR/L 2525M10	•	o	25	25	100	25	32	RCMT10T3	SR067	—	—	W042
SRGCR/L 2020K12	•	o	20	20	125	20	27	RCMT1204	SR068	SH077	SR073	W042 W115
SRGCR/L 2525M12	•	o	25	25	150	25	32	RCMT1204	SR068	SH077	SR073	W042 W115

KNUX

CKJN

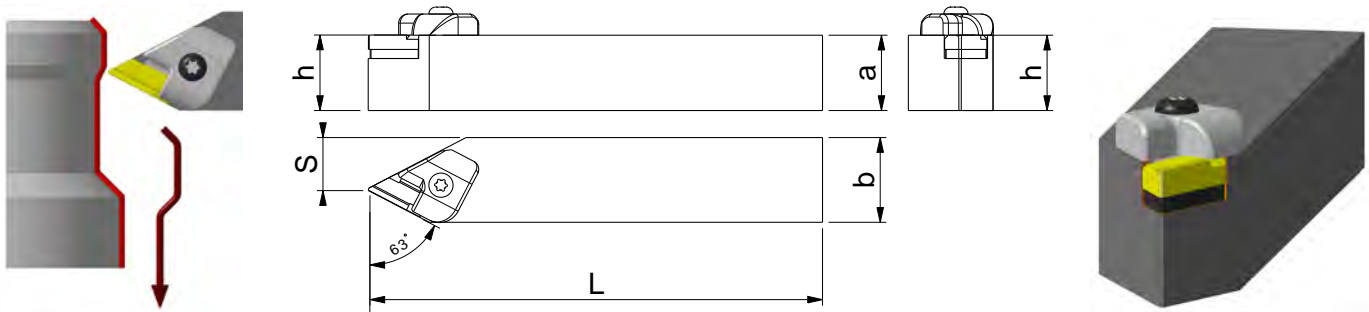
Overhead clamping
Mocowanie dociskiem z góry










EDP Nr.	R	L	Dimensions / Wymiary (mm)					Insert Płytką	Spare Parts / Akcesoria							
			a	b	L	h	s		e							
CKJNR2525M16	•		25	25	150	25	32	32	KNUX1604**R	CL025	SR625	SP004 SP005	CT007	SH079	SH200	W071 W039
CKJNR3232P16	•		32	32	170	32	40	32	KNUX1604**R	CL025	SR625	SP004 SP005	CT007	SH079	SH200	W071 W039
CKJNR4040R16	•		40	40	200	40	50	32	KNUX1604**R	CL025	SR625	SP004 SP005	CT007	SH079	SH200	W071 W039
CKJNL2525M16		•	25	25	150	25	32	32	KNUX1604**L	CL312	SR625	SP004 SP005	CT007	SH080	SH200	W071 W039
CKJNL3232P16		•	32	32	170	32	40	32	KNUX1604**L	CL312	SR625	SP004 SP005	CT007	SH080	SH200	W071 W039
CKJNL4040R16		•	40	40	200	40	50	32	KNUX1604**L	CL312	SR625	SP004 SP005	CT007	SH080	SH200	W071 W039

CKNN

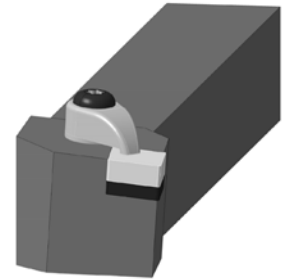

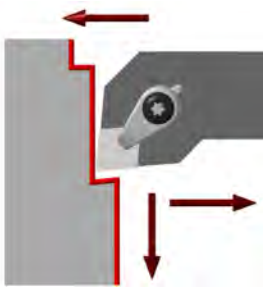
Overhead clamping
Mocowanie dociskiem z góry



EDP Nr.	R	L	Dimensions / Wymiary (mm)					Insert Płytką	Spare Parts / Akcesoria						
			a	b	L	h	s								
CKNNR2525M16	•		25	25	150	25	14.3	KNUX1604**R	CL025	SR625	SP004	CT007	SH079	SR071	W071 W039
CKNNR3232P16	o		32	32	170	32	16.8	KNUX1604**R	CL025	SR625	SP005	CT007	SH079	SR071	W071 W039
CKNNL2525M16		•	25	25	150	25	14.3	KNUX1604**L	CL312	SR625	SP004	CT007	SH080	SR071	W071 W039
CKNNL3232P16		o	32	32	170	32	16.8	KNUX1604**L	CL312	SR625	SP005	CT007	SH080	SR071	W071 W039

CN

CCLN

 Overhead clamping
 Mocowanie dociskiem z góry


EDP Nr.	R	L	Dimensions / Wymiary (mm)						Insert Płytką	Spare Parts / Akcesoria					
			a	b	L	h	s	e							
CCLNR/L 2020K12	o	o	20	20	125	20	27	32	CNGN1207** (1204**)	CL027	SR076	W071 W039	SH082	SH200	SP004
CCLNR/L 2525M12	o	•	25	20	100	25	27	36	CNGN1207** (1204**)	CL027	SR076	W071 W039	SH082	SH200	SP005
CCLNR/L 2525M16	o	o	25	25	150	25	32	36	CNGN1606** (1604**)	CL028	SR077	W037 W034	SH096	SR072	SP006
CCLNR/L 3225P16	o	o	32	25	170	32	32	36	CNGN1606** (1604**)	CL028	SR077	W037 W034	SH096	SR072	SP003


 INFO
 W/C
 PcBN
 Diamond
 Ceramics
 ISO Holders
 AV Holders
 P&G
 Tech-INFO







TN



CTJN

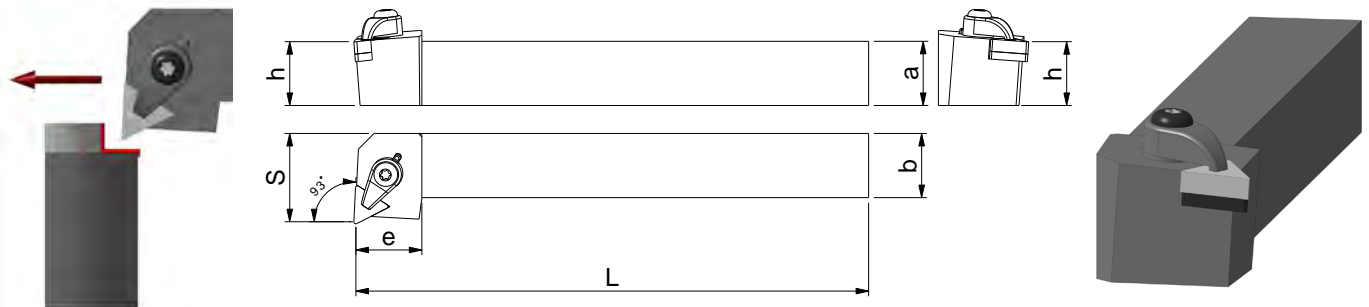
Overhead clamping
Mocowanie dociskiem z góry









EDP Nr.	R	L	Dimensions / Wymiary (mm)						Insert Płytką	Spare Parts / Akcesoria					
			a	b	L	h	e	s							
CTJNR/L 2020K16	o	o	20	20	125	20	25	30	TNGN1607** (1604**)	CL027	SR076	W071	SH200	SH085	SP004
CTJNR/L 2525M16	o	o	25	25	150	25	32	30	TNGN1607** (1604**)	CL027	SR076	W039	SH200	SH084	SP005

CTUN

Overhead clamping
Mocowanie dociskiem z góry

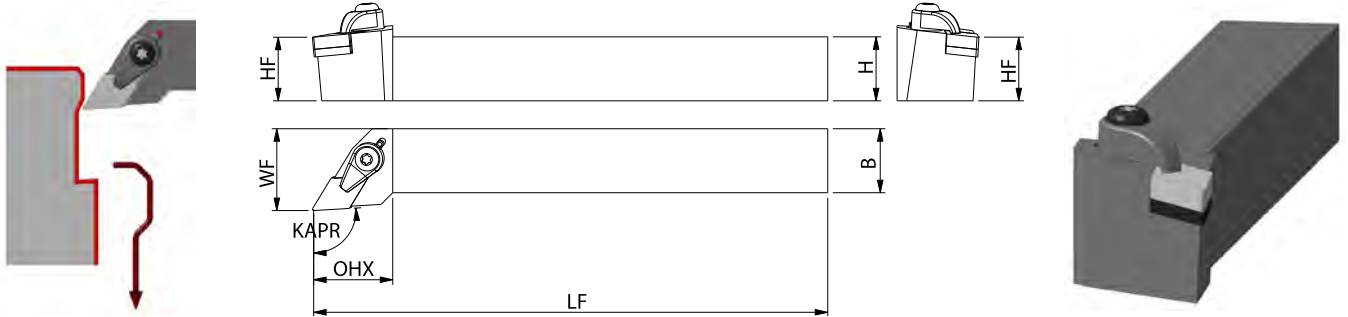


EDP Nr.	R	L	Dimensions / Wymiary (mm)						Insert Płytką	Spare Parts / Akcesoria					
			a	b	L	h	e	s							
CTUNR/L 2020K12	o	o	20	20	125	20	25	27	TNGN1607** (1604**)	CL027	SR076	W071	SH085	SR071	SP004
CTUNR/L 2525M16	o	o	25	25	150	25	32	27	TNGN1607** (1604**)	CL027	SR076	W039	SH084	SR071	SP005

DN

CDJN

Overhead clamping
Mocowanie dociskiem z góry

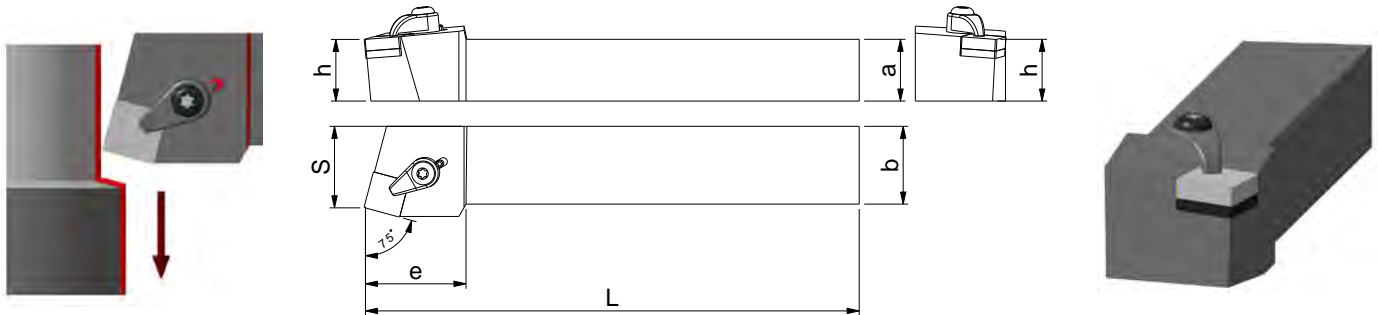





EDP Nr.	R	L	Dimensions / Wymiary (mm)						Insert Płytki	Spare Parts / Akcesoria					
			a	b	L	h	s	e							
CDJNR/L 2525M15	•	•	25	25	150	25	32	32	DNGN1507** (1504**)	CL027	SR076	W071 W039	SH087	SH200	SP004
CDJNR/L 3225P15	o	o	32	25	170	32	32	32	DNGN1507** (1504**)	CL027	SR076	W071 W039	SH087	SH200	SP004

INFO
W/C
PcBN
Diamond
Ceramics
ISO Holders
AV Holders
P&G
Tech-INFO

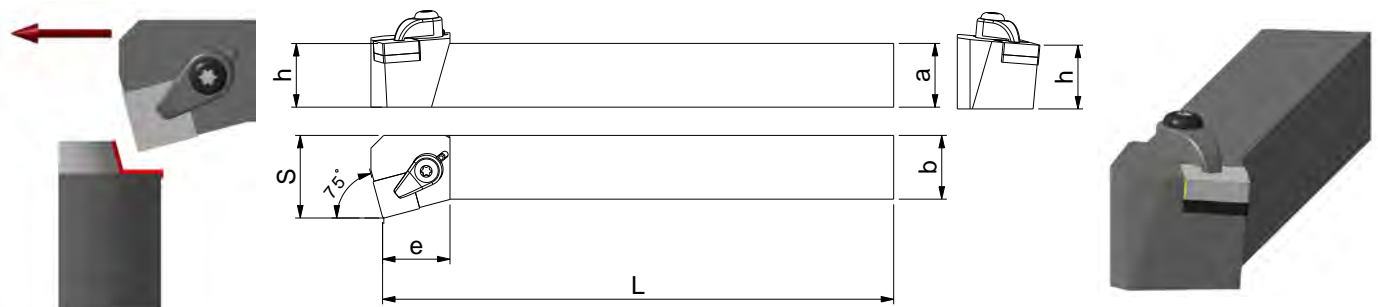
SN







CSRNR

Overhead clamping
Mocowanie dociskiem z góry

EDP Nr.	R	L	Dimensions / Wymiary (mm)						Insert Płytką	Spare Parts / Akcesoria					
			a	b	L	h	s	e							
CSRNR/L 2020K12	o	o	20	20	125	20	22	32	SNGN1207** (1204**)	CL027	SR076	W071 W039	SH089 (SH088)	SH200	SP004
CSRNR/L 2525M12	o	o	25	20	100	25	27	32	SNGN1207** (1204**)	CL027	SR076	W071 W039	SH089 (SH088)	SH200	SP004
CSRNR/L 3225P12	o	o	32	25	170	32	27	32	SNGN1207** (1204**)	CL027	SR076	W071 W039	SH089 (SH088)	SH200	SP004
CSRNR/L 3225P15	o	o	32	25	170	32	32	40	SNGN1507**	CL028	SR077	W037	SH089	SR072	SP006
CSRNR/L 4040R15	o	o	40	40	200	40	43	40	SNGN1507**	CL028	SR077	W034	SH089	SR072	SP006

CSKNR

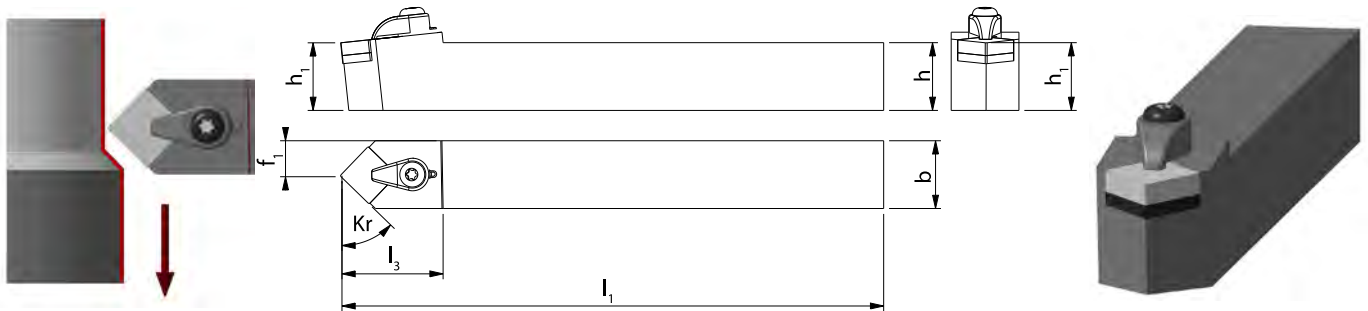
Overhead clamping
Mocowanie dociskiem z góry

EDP Nr.	R	L	Dimensions / Wymiary (mm)						Insert Płytką	Spare Parts / Akcesoria					
			a	b	L	h	s	e							
CSKNR/L 2020K12	o	o	20	20	125	20	25	25	SNGN1207** (1204**)	CL027	SR076	W071 W039	SH089 (SH088)	SH200	SP004
CSKNR/L 2525M12	o	o	25	25	170	25	32	25	SNGN1207** (1204**)	CL027	SR076	W071 W039	SH089 (SH088)	SH200	SP004
CSKNR/L 3225P12	o	o	32	25	170	32	32	25	SNGN1207** (1204**)	CL027	SR076	W071 W039	SH089 (SH088)	SH200	SP004
CSKNR/L 3225P15	o	o	32	25	170	32	32	30	SNGN1507**	CL028	SR077	W037 W034	SH089	SR072	SP006

SN

CSDN

Overhead clamping
Mocowanie dociskiem z góry

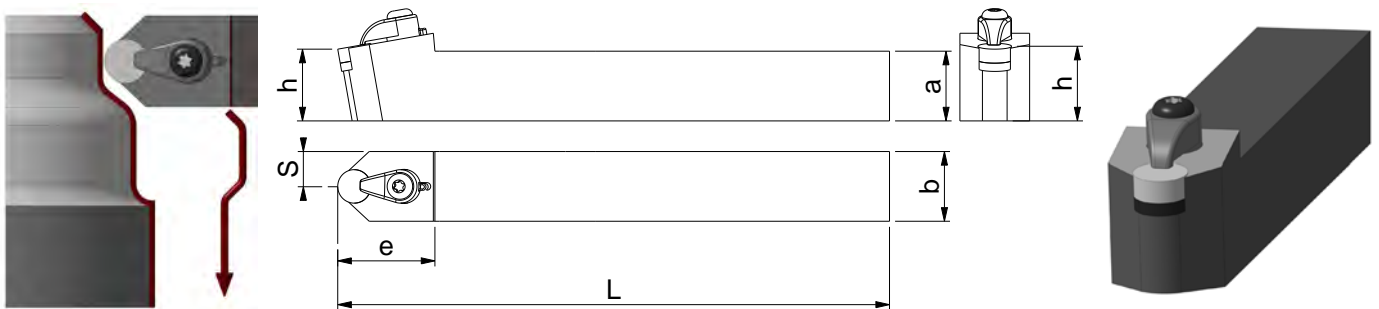


EDP Nr.	N	Dimensions / Wymiary (mm)						Insert Płytką	Spare Parts / Akcesoria					
		a	b	L	h	s	e							
CSDNN2020K12	o	20	20	125	20	10	35	SNGN1207** (1204**)	CL027	SR076	W071 W039	SH089 (SH088)	SH200	SP004
CSDNN2525M12	.	25	25	150	25	12.5	35	SNGN1207** (1204**)	CL027	SR076	W071 W039	SH089 (SH088)	SH200	SP004
CSDNN3225P12	o	32	25	170	32	12.5	35	SNGN1207** (1204**)	CL027	SR076	W071 W039	SH089 (SH088)	SH200	SP004

RN

CRDN

Overhead clamping
Mocowanie dociskiem z góry

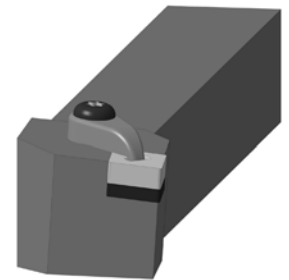
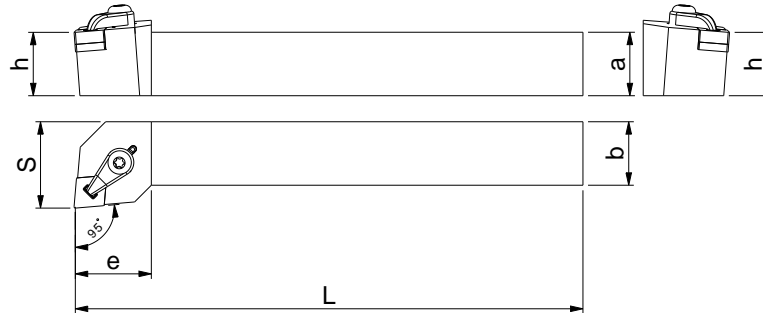








EDP Nr.	N	Dimensions / Wymiary (mm)						Insert Płytką	Spare Parts / Akcesoria					
		a	b	L	h	s	e							
CRDNN2020K12	o	20	20	125	20	10	32	RNGN1207** (1204**)	CL027	SR076	W071 W039	SH092 (SH091)	SR071	SP004
CRDNN2525M12	o	25	25	150	25	12.5	32	RNGN1207** (1204**)	CL027	SR076	W071 W039	SH092 (SH091)	SR071	SP005
CRDNN3225P12	o	32	25	170	32	12.5	32	RNGN1207** (1204**)	CL027	SR076	W071 W039	SH092 (SH091)	SR071	SP006
CRDNN3232P15	o	32	32	170	32	17.5	40	RNGN1507**	CL028	SR077	W071 W034	SH092	SR071	SP006
CRDNN4040R15	o	40	40	200	40	20	40	RNGN1507**	CL028	SR077	W071 W034	SH893	SR071	SP003

CN

JCLN

Overhead clamping
Mocowanie dociskiem z góry

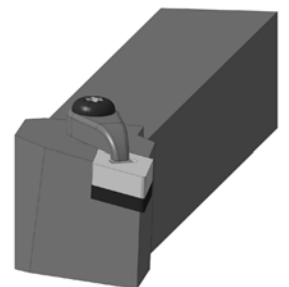









EDP Nr.	R	L	Dimensions / Wymiary (mm)						Insert Płytką	Spare Parts / Akcesoria					
			a	b	L	h	s	e							
JCLNR/L 2020K12	o	o	20	20	125	20	29	32	CNGX1207**	CL014	SR076	W071 W039	SH082	SR071	SP004
JCLNR/L 2525M12	o	o	25	25	150	25	32	32	CNGX1207**	CL014	SR076	W071 W039	SH0C8	SR071	SP004

DN

JDJN

Overhead clamping
Mocowanie dociskiem z góry




EDP Nr.	R	L	Dimensions / Wymiary (mm)						Insert Płytką	Spare Parts / Akcesoria					
			a	b	L	h	s	e							
JDJNR/L 2525M15	•	o	25	25	150	25	32	38	DNGX1507**	CL014	SR076	W071 W039	SH087	SH200	SP004
JDJNR/L 3225P15	o	o	32	25	170	32	32	38	DNGX1507**	CL014	SR076	W071 W039	SH0D8	SH200	SP004

SN

JSDN

Overhead clamping
Mocowanie dociskiem z góry

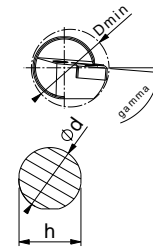
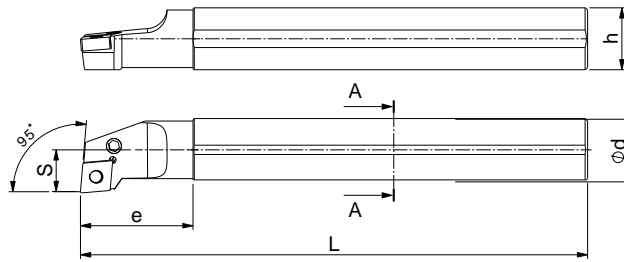








EDP Nr.	N	Dimensions / Wymiary (mm)						Insert Płytki	Spare Parts / Akcesoria					
		a	b	L	h	s	e							
JSDNN2020K12	o	20	20	125	20	10	40	SGNX1207**	CL014	SR076	W071 W039	SH089	SH200	SP004
JSDNN2525M12	o	25	25	150	25	12.5	40	SGNX1207**	CL014	SR076	W071 W039	SH089	SH200	SP004
JSDNN3225P12	o	32	25	170	32	12.5	40	SGNX1207**	CL014	SR076	W071 W039	SH089	SH200	SP004

INFO
 W/C
 PcBN
 Diamond
 Ceramics
 ISO Holders
 AV Holders
 P&G
 Tech-INFO

CN

PCLN

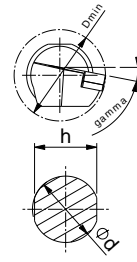
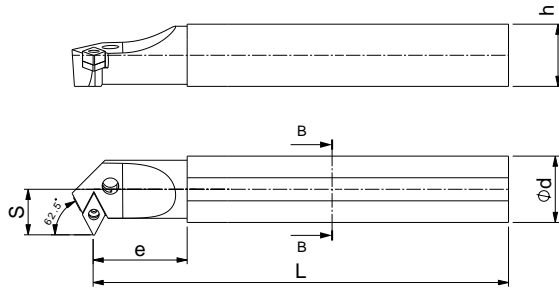
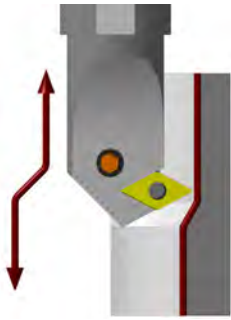
Lever lock clamping
Mocowanie z dźwignią

EDP Nr.	R	L	Dimensions / Wymiary (mm)						Insert Płytko	Spare Parts / Akcesoria					
			D	d	h	L	S	θ		e					
S16M-PCLNR/L09	•	•	20	16	15	150	11	-12°	28	CN**0903**	SR052	W071	L017	—	—
S16R-PCLNR/L09	•	•	20	16	15	200	11	-12°	28	CN**0903**	SR052	W071	L017	—	—
S20Q-PCLNR/L09	•	•	25	20	18	180	13	-11°	31	CN**0903**	SR052	W071	L017	—	—
S20S-PCLNR/L09	•	•	25	20	18	250	13	-11°	31	CN**0903**	SR052	W071	L017	—	—
S25Q-PCLNR/L09	•	o	32	25	23	180	17	-10°	35	CN**0903**	SR052	W071	L017	—	—
S25T-PCLNR/L09	•	•	32	25	23	300	17	-10°	35	CN**0903**	SR052	W071	L017	—	—
S25Q-PCLNR/L12	•	•	32	25	23	180	17	-12°	40	CN**1204**	SR0613	W070	L018	—	—
S25T-PCLNR/L12	•	•	32	25	23	300	17	-12°	40	CN**1204**	SR0613	W070	L018	—	—
S32R-PCLNR/L12	•	•	44	32	30	200	22	-10°	50	CN**1204**	SR055	W037	L011	SH094	P017
S32U-PCLNR/L12	•	•	44	32	30	350	22	-10°	50	CN**1204**	SR055	W037	L011	SH094	P017
S40S-PCLNR/L12	•	•	54	40	37	250	27	-10°	55	CN**1204**	SR055	W037	L011	SH094	P017
S40V-PCLNR/L12	•	•	54	40	37	400	27	-10°	55	CN**1204**	SR055	W037	L011	SH094	P017
S50S-PCLNR/L12	o	o	63	50	47	250	35	-10°	56	CN**1204**	SR055	W037	L011	SH094	P017
S50W-PCLNR/L12	•	o	63	50	47	450	35	-10°	56	CN**1204**	SR055	W037	L011	SH094	P017
S50S-PCLNR/L19	o	o	63	50	47	250	35	-10°	63	CN**1906**	SR401	W039	L014	SH039	P019
S50W-PCLNR/L19	•	o	63	50	47	450	35	-10°	63	CN**1906**	SR401	W039	L014	SH039	P019
A25R-PCLNR/L12	•	•	32	25	24	200	17	-12°	40	CN**1204**	SR0613	W070	L018	—	—
A32S-PCLNR/L12	•	•	44	32	31	250	22	-10°	50	CN**1204**	SR055	W037	L011	SH012	P017

DN

PDSN

Lever lock clamping
Mocowanie z dźwignią


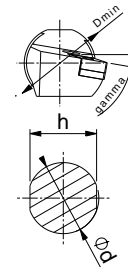
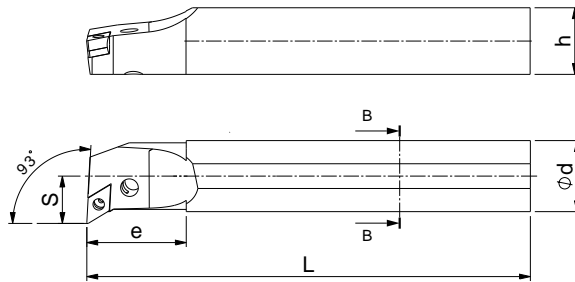
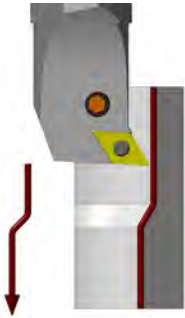







EDP Nr.	R	L	Dimensions / Wymiary (mm)								Insert Płytki	Spare Parts / Akcesoria				
			D	d	h	L	S	θ	e	f						
S32R-PDSNR/L15	•	•	40	32	30	200	22	-11°	45	8.5	DN**1506**	SR055	W037	L012	SH043	P017
S32U-PDSNR/L15	•	•	40	32	30	350	22	-11°	45	8.5	DN**1506**	SR055	W037	L012	SH043	P017
S32R-PDSNR/L15-3	o	o	40	32	30	200	22	-11°	45	8.5	DN**1504**	SR055	W037	L011	SH043	P017
S32U-PDSNR/L15-3	o	o	40	32	30	350	22	-11°	45	8.5	DN**1504**	SR055	W037	L011	SH043	P017
S40S-PDSNR/L15	o	o	50	40	37	250	27	-11°	43	9.4	DN**1506**	SR055	W037	L012	SH043	P017
S40V-PDSNR/L15	o	o	50	40	37	400	27	-11°	43	9.4	DN**1506**	SR055	W037	L012	SH043	P017
S40S-PDSNR/L15-3	o	o	50	40	37	250	27	-11°	43	9.4	DN**1504**	SR055	W037	L011	SH043	P017
S40V-PDSNR/L15-3	o	o	50	40	37	400	27	-11°	43	9.4	DN**1504**	SR055	W037	L011	SH043	P017
A32S-PDSNR/L15	•	•	40	32	31	250	22	-11°	45	8.5	DN**1506**	SR055	W037	L012	SH043	P017
A32S-PDSNR/L15-3	o	o	40	32	31	250	22	-11°	45	8.5	DN**1504**	SR055	W037	L011	SH043	P017

DN

PDUN

Lever lock clamping
Mocowanie z dźwignią

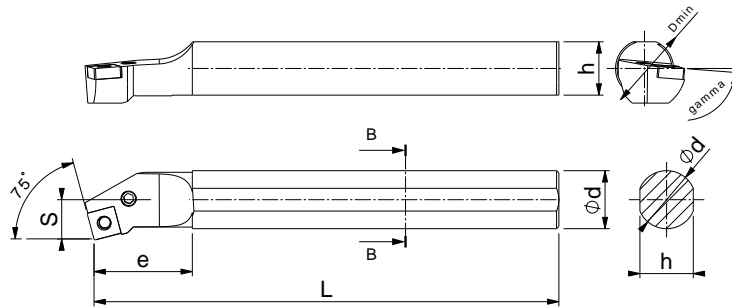


EDP Nr.	R	L	Dimensions / Wymiary (mm)							Insert Płytką	Spare Parts / Akcesoria				
			D	d	h	L	S	θ	e						
S20Q-PDUNR/L11	•	•	25	20	18	180	13	-16°	30	DN**1104**	SR053	W071	L019	—	—
S20S-PDUNR/L11	•	•	25	20	18	250	13	-16°	30	DN**1104**	SR053	W071	L019	—	—
S25Q-PDUNR/L11	•	•	32	25	23	180	17	-13°	35	DN**1104**	SR053	W071	L019	—	—
S25T-PDUNR/L11	•	•	32	25	23	300	17	-13°	35	DN**1104**	SR053	W071	L019	—	—
S32R-PDUNR/L11	•	o	40	32	30	200	22	-16°	40	DN**1104**	SR51	W070	L009	SH042	P016
S32U-PDUNR/L11	•	•	40	32	30	350	22	-16°	40	DN**1104**	SR51	W070	L009	SH042	P016
S32R-PDUNR/L15	•	•	40	32	30	200	22	-16°	50	DN**1506**	SR055	W037	L012	SH043	P017
S32U-PDUNR/L15	•	•	40	32	30	350	22	-16°	50	DN**1506**	SR055	W037	L012	SH043	P017
S32R-PDUNR/L15-3	o	o	40	32	30	200	22	-16°	50	DN**1504**	SR055	W037	L011	SH043	P017
S32U-PDUNR/L15-3	•	•	40	32	30	350	22	-16°	50	DN**1504**	SR055	W037	L011	SH043	P017
S40S-PDUNR/L15	o	o	50	40	37	250	27	-11°	50	DN**1506**	SR055	W037	L012	SH043	P017
S40V-PDUNR/L15	•	•	50	40	37	400	27	-11°	50	DN**1506**	SR055	W037	L012	SH043	P017
S40S-PDUNR/L15-3	o	o	50	40	37	250	27	-11°	50	DN**1504**	SR055	W037	L011	SH043	P017
S40V-PDUNR/L15-3	•	•	50	40	37	400	27	-11°	50	DN**1504**	SR055	W037	L011	SH043	P017
A32S-PDUNR/L15	•	•	40	32	31	250	22	-16°	50	DN**1506**	SR055	W037	L012	SH043	P017
A32S-PDUNR/L15-3	•	•	40	32	31	250	22	-16°	50	DN**1504**	SR055	W037	L011	SH043	P017

SN

PSKN

Lever lock clamping
Mocowanie z dźwignią



EDP Nr.	R	L	Dimensions / Wymiary (mm)							Insert Płytką	Spare Parts / Akcesoria				
			D	d	h	L	S	θ	e						
S25Q-PSKNR/L12	o	o	25	20	18	180	13	-16°	30	SN**1204**	SR0613	W070	L018	—	—
S25T-PSKNR/L12	•	•	25	20	18	250	13	-16°	30	SN**1204**	SR0613	W070	L018	—	—
S32R-PSKNR/L12	o	o	32	25	23	180	17	-13°	35	SN**1204**	SR055	W037	L011	SH165	P017
S32U-PSKNR/L12	•	•	32	25	23	300	17	-13°	35	SN**1204**	SR055	W037	L011	SH165	P017
S40S-PSKNR/L12	o	o	40	32	30	200	22	-16°	40	SN**1204**	SR055	W037	L011	SH165	P017
S40V-PSKNR/L12	•	o	40	32	30	350	22	-16°	40	SN**1204**	SR055	W037	L011	SH165	P017
A25R-PSKNR/L12	•	•	40	32	30	200	22	-16°	50	SN**1204**	SR0613	W070	L018	—	—
A32S-PSKNR/L12	•	•	40	32	30	350	22	-16°	50	SN**1204**	SR055	W037	L011	SH165	P017

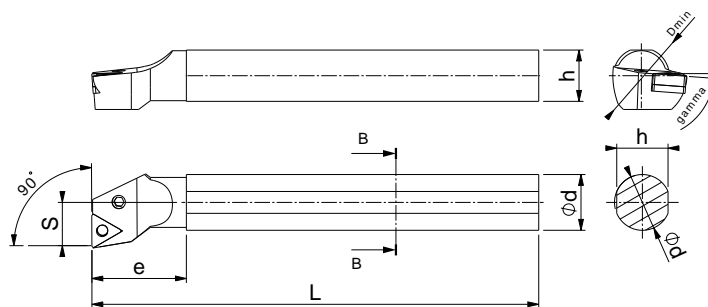
 INFO
 W/C
 PcbN
 Diamond
 Ceramics
 ISO Holders
 AV Holders
 P&G
 Tech-INFO






TN



PTFN

Lever lock clamping
Mocowanie z dźwignią



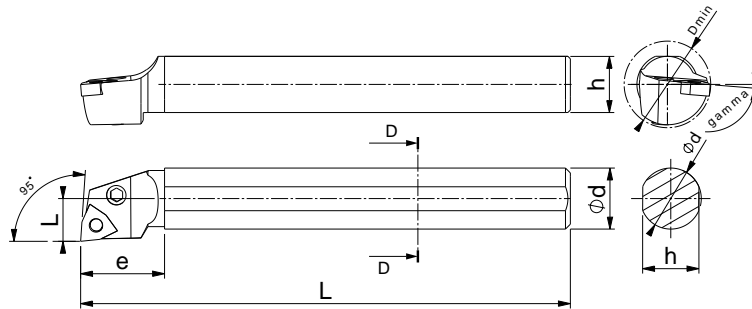

EDP Nr.	R	L	Dimensions / Wymiary (mm)							Insert Płytką	Spare Parts / Akcesoria				
			D	d	h	L	S	θ	e						
S16M-PTFNR/L11	o	o	20	16	15	150	11	-14°	28	TN**1103**	SR052	W071	L016	—	—
S16R-PTFNR/L11	•	•	20	16	15	200	11	-14°	28	TN**1103**	SR052	W071	L016	—	—
S20Q-PTFNR/L11	•	o	25	20	18	180	13	-12°	31	TN**1103**	SR052	W071	L016	—	—
S20S-PTFNR/L11	•	•	25	20	18	250	13	-12°	31	TN**1103**	SR052	W071	L016	—	—
S25Q-PTFNR/L11	o	o	32	25	23	180	17	-10°	35	TN**1103**	SR052	W071	L016	—	—
S25T-PTFNR/L11	•	•	32	25	23	300	17	-10°	35	TN**1103**	SR052	W071	L016	—	—
S25Q-PTFNR/L16	o	o	32	25	23	180	17	-12°	42	TN**1604**	SR053	W071	L010	—	—
S25T-PTFNR/L16	•	•	32	25	23	300	17	-12°	42	TN**1604**	SR053	W071	L010	—	—
S32R-PTFNR/L16	o	o	44	32	30	200	22	-10°	50	TN**1604**	SR51	W070	L009	SH110	P016
S32U-PTFNR/L16	•	•	44	32	30	350	22	-10°	50	TN**1604**	SR51	W070	L009	SH110	P016
S40S-PTFNR/L16	o	o	54	40	37	250	27	-10°	55	TN**1604**	SR51	W070	L009	SH110	P016
S40V-PTFNR/L16	•	•	54	40	37	400	27	-10°	55	TN**1604**	SR51	W070	L009	SH110	P016
A25R-PTFNR/L16	•	o	32	25	24	200	17	-12°	40	TN**1604**	SR51	W070	L009	SH110	P016
A32S-PTFNR/L16	•	•	44	32	31	250	22	-10°	50	TN**1604**	SR51	W070	L009	SH110	P016

WN



PWLN

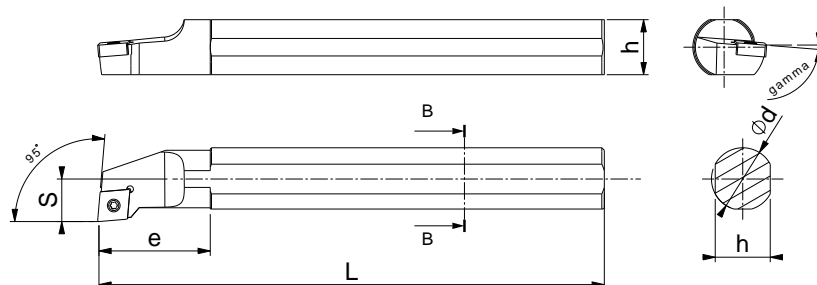
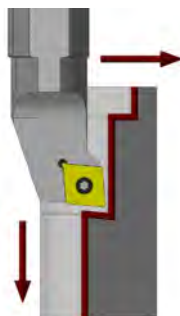
Lever lock clamping
Mocowanie z dźwignią







EDP Nr.	R	L	Dimensions / Wymiary (mm)							Insert Płytką	Spare Parts / Akcesoria				
			D	d	h	L	S	θ	e						
S16M-PWLNR/L06	•	•	20	16	15	150	11	-13°	25	WN**0604**	SR053	W071	L010	—	—
S16R-PWLNR/L06	o	o	20	16	15	200	11	-13°	25	WN**0604**	SR053	W071	L010	—	—
S20Q-PWLNR/L06	•	•	25	20	18	180	13	-13°	35	WN**0604**	SR053	W071	L010	—	—
S20S-PWLNR/L06	o	o	25	20	18	250	13	-13°	35	WN**0604**	SR053	W071	L010	—	—
S25Q-PWLNR/L06	o	o	32	25	23	180	17	-13°	35	WN**0604**	SR053	W071	L010	—	—
S25T-PWLNR/L06	o	o	32	25	23	300	17	-13°	35	WN**0604**	SR053	W071	L010	—	—
S20Q-PWLNR/L08	•	•	25	20	18	180	13	-13°	32	WN**0804**	SR0613	W070	L018	—	—
S20S-PWLNR/L08	o	o	25	20	18	250	13	-13°	32	WN**0804**	SR0613	W070	L018	—	—
S25Q-PWLNR/L08	•	o	32	25	23	180	17	-13°	45	WN**0804**	SR0613	W070	L018	—	—
S25T-PWLNR/L08	•	o	32	25	23	300	17	-13°	45	WN**0804**	SR0613	W070	L018	—	—
S32R-PWLNR/L08	•	•	40	32	30	200	22	-15°	50	WN**0804**	SR055	W037	L011	SH054	P017
S32U-PWLNR/L08	•	•	40	32	30	350	22	-15°	50	WN**0804**	SR822	W037	L013	SH054	P017

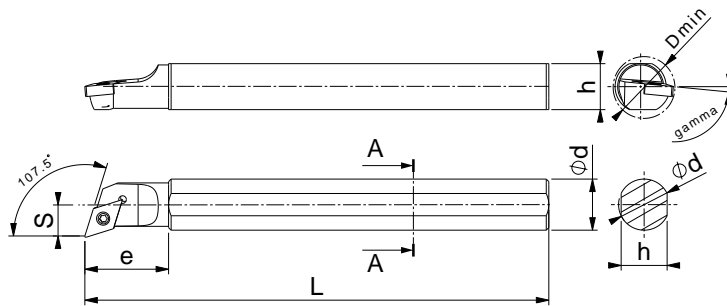
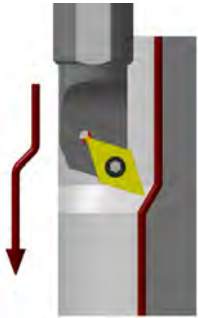
CC

SCLC

Screw clamping
Mocowanie na śrubę

EDP Nr.	R	L	Dimensions / Wymiary (mm)							Insert Płytką	Spare Parts / Akcesoria			
			D	d	h	L	S	θ	e					
S08K-SCLCR/L06	•	•	10	8	7	125	5	-15°	14	CC**0602**	SR063	W073	—	—
S10K-SCLCR/L06	•	•	10	10	7	125	5	-15°	14	CC**0602**	SR063	W073	—	—
S10M-SCLCR/L06	•	•	12	10	9	150	6	-13°	14	CC**0602**	SR063	W073	—	—
S12M-SCLCR/L06	•	•	16	12	11	150	9	-10°	25	CC**0602**	SR063	W073	—	—
S12M-SCLCR/L09	•	•	16	12	11	150	9	-10°	25	CC**09T3**	SR066	W042	—	—
S16M-SCLCR/L09	•	•	20	16	15	150	11	-12°	32.5	CC**09T3**	SR066	W042	—	—
S16R-SCLCR/L09	•	•	20	16	15	200	11	-12°	32.5	CC**09T3**	SR066	W042	—	—
S20Q-SCLCR/L09	•	•	25	20	18	180	13	-8°	38	CC**09T3**	SR066	W042	—	—
S20S-SCLCR/L09	•	•	25	20	18	250	13	-8°	38	CC**09T3**	SR066	W042	—	—
S25Q-SCLCR/L09	•	•	32	25	23	180	17	-6°	45	CC**09T3**	SR067	W042	—	—
S25T-SCLCR/L09	•	•	32	25	23	300	17	-6°	45	CC**09T3**	SR067	W042	—	—
S25Q-SCLCR/L12	•	•	32	25	23	180	17	-6°	45	CC**1204**	SR301	W042	—	—
S25T-SCLCR/L12	•	•	32	25	23	300	17	-6°	45	CC**1204**	SR301	W042	—	—
S32R-SCLCR/L12	•	•	40	32	30	200	22	-10°	50	CC**1204**	SR301	W039 W042	SH070	SR610
S32U-SCLCR/L12	•	•	40	32	30	350	22	-10°	50	CC**1204**	SR301	W039 W042	SH070	SR610
S40S-SCLCR/L12	o	o	50	40	37	250	27	-8°	60	CC**1204**	SR301	W039 W042	SH070	SR610
S40V-SCLCR/L12	•	•	50	40	37	400	27	-8°	60	CC**1204**	SR301	W039 W042	SH070	SR610
A08F-SCLCR/L06	•	•	10	8	7.5	80	5	-15°	14	CC**0602**	SR063	W073	—	—
A10H-SCLCR/L06	•	•	12	10	9.5	100	6	-13°	14	CC**0602**	SR063	W073	—	—
A12K-SCLCR/L06	•	•	16	12	11.5	125	9	-10°	25	CC**0602**	SR063	W073	—	—
A12K-SCLCR/L09	•	•	16	12	11.5	125	9	-10°	25	CC**09T3**	SR066	W042	—	—
A16M-SCLCR/L09	•	•	20	16	15.5	150	11	-12°	32.5	CC**09T3**	SR066	W042	—	—
A20Q-SCLCR/L09	•	•	25	20	19	180	13	-8°	38	CC**09T3**	SR066	W042	—	—
A25R-SCLCR/L09	•	•	32	25	24	200	17	-6°	45	CC**09T3**	SR067	W042	—	—
A25R-SCLCR/L12	•	•	32	25	24	200	17	-6°	45	CC**1204**	SR301	W042	—	—
A32S-SCLCR/L12	•	•	40	32	31	250	22	-10°	50	CC**1204**	SR301	W039 W042	SH070	SR610

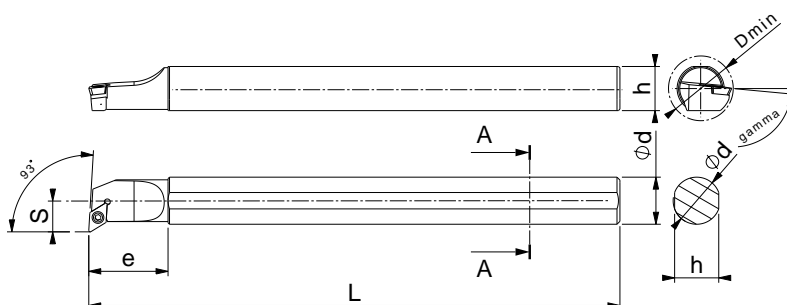
DC
SDQC





 Screw clamping
 Mocowanie na śrubę


EDP Nr.	R	L	Dimensions / Wymiary (mm)							Insert Płytką	Spare Parts / Akcesoria			
			D	d	h	L	S	θ	e					
S10M-SDQCR/L07	•	•	13	10	9	150	7	-8°	20	DC**0702**	SR063	W073	—	—
S12M-SDQCR/L07	•	•	16	12	11	150	9	-8°	22	DC**0702**	SR064	W073	—	—
S16M-SDQCR/L07	•	•	20	16	15	150	11	-6°	27	DC**0702**	SR064	W073	—	—
S16Q-SDQCR/L07	•	•	20	16	15	150	11	-6°	27	DC**0702**	SR064	W073	—	—
S16R-SDQCR/L07	•	•	20	16	15	200	11	-6°	27	DC**0702**	SR064	W073	—	—
S20Q-SDQCR/L11	•	o	25	20	18	180	13	-6°	32	DC**11T3**	SR066	W042	—	—
S20S-SDQCR/L11	•	•	25	20	18	250	13	-6°	32	DC**11T3**	SR066	W042	—	—
S25Q-SDQCR/L11	•	o	32	25	23	180	17	-6°	32	DC**11T3**	SR067	W042	—	—
S25T-SDQCR/L11	•	•	32	25	23	300	17	-6°	32	DC**11T3**	SR067	W042	—	—
A10H-SDQCR/L07	•	•	13	10	9.5	100	7	-8°	20	DC**0702**	SR063	W073	—	—
A12K-SDQCR/L07	•	•	16	12	11.5	125	9	-8°	22	DC**0702**	SR064	W073	—	—
A16M-SDQCR/L11	•	•	20	16	15.5	150	11	-6°	27	DC**11T3**	SR066	W042	—	—
A20Q-SDQCR/L11	•	•	25	20	19	180	13	-6°	32	DC**11T3**	SR066	W042	—	—
A25R-SDQCR/L11	•	•	32	25	24	200	17	-6°	32	DC**11T3**	SR067	W042	—	—


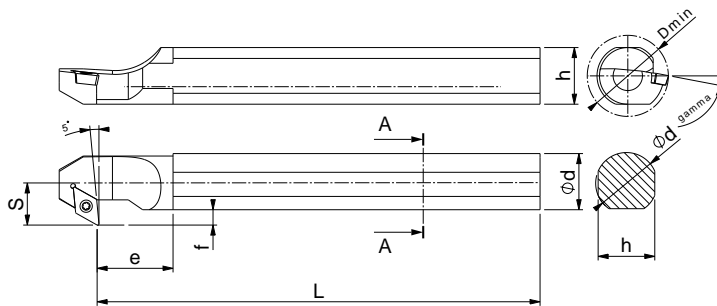
DC





SDUC

Screw clamping
Mocowanie na śrubę

EDP Nr.	R	L	Dimensions / Wymiary (mm)							Insert Płytką	Spare Parts / Akcesoria			
			D	d	h	L	S	θ	e					
S10M-SDUCR/L07	•	•	13	10	9	150	7	-8°	0	DC**0702**	SR063	W073	—	—
S12M-SDUCR/L07	•	•	16	12	11	150	9	-8°	22	DC**0702**	SR064	W073	—	—
S16M-SDUCR/L07	•	•	20	16	15	150	11	-6°	27	DC**0702**	SR064	W073	—	—
S16R-SDUCR/L07	•	•	20	16	15	200	11	-6°	27	DC**0702**	SR064	W073	—	—
S20Q-SDUCR/L11	•	•	25	20	18	180	13	-6°	40	DC**11T3**	SR066	W042	—	—
S20S-SDUCR/L11	•	•	25	20	18	250	13	-6°	40	DC**11T3**	SR066	W042	—	—
S25Q-SDUCR/L11	•	o	32	25	23	180	17	-6°	46	DC**11T3**	SR067	W042	—	—
S25T-SDUCR/L11	•	•	32	25	23	300	17	-6°	46	DC**11T3**	SR067	W042	—	—
A10H-SDUCR/L07	•	•	13	10	9.5	100	7	-8°	0	DC**0702**	SR063	W073	—	—
A12K-SDUCR/L07	•	•	16	12	11.5	125	9	-8°	22	DC**0702**	SR064	W073	—	—
A16M-SDUCR/L07	•	•	20	16	15.5	150	11	-6°	27	DC**0702**	SR064	W073	—	—
A20Q-SDUCR/L11	•	•	25	20	19	180	13	-6°	40	DC**11T3**	SR066	W042	—	—
A25R-SDUCR/L11	•	•	32	25	24	200	17	-6°	46	DC**11T3**	SR067	W042	—	—

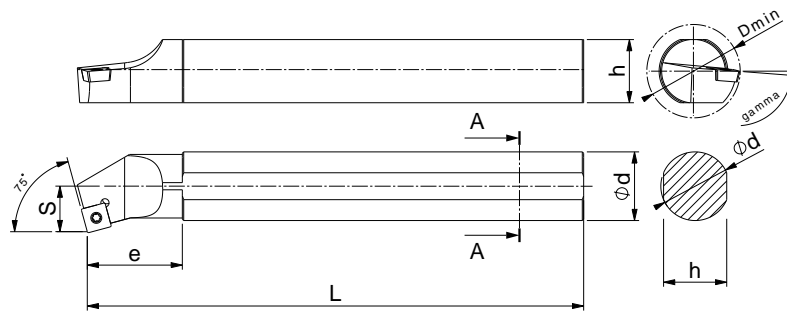
DC
SDZC





 Screw clamping
 Mocowanie na śrubę


EDP Nr.	R	L	Dimensions / Wymiary (mm)								Insert Płytką	Spare Parts / Akcesoria			
			D	d	h	L	S	θ	e	f					
S25Q-SDZCR/L11	•	•	32	25	23	180	17	-6°	30	6.9	DC**0702**	SR067	W042	—	—
S25T-SDZCR/L11	•	•	32	25	23	300	17	-6°	30	6.9	DC**0702**	SR067	W042	—	—
S32R-SDZCR/L11	o	o	40	32	30	200	22	-6°	39	8.4	DC**0702**	SR068	W042 W115	SH036	SR073
S32U-SDZCR/L11	•	•	40	32	30	350	22	-6°	39	8.4	DC**0702**	SR068	W042 W115	SH036	SR073
S40S-SDZCR/L11	o	o	50	40	37	250	27	-4°	47	9.4	DC**11T3**	SR068	W042 W115	SH036	SR073
S40V-SDZCR/L11	•	•	50	40	37	400	27	-4°	47	9.4	DC**11T3**	SR068	W042 W115	SH036	SR073
A25R-SDZCR/L11	•	•	32	25	24	200	17	-6°	30	4.5	DC**11T3**	SR067	W042	—	—
A32S-SDZCR/L11	•	•	40	32	31	250	22	-6°	39	6.0	DC**11T3**	SR068	W042 W115	SH036	SR073

SC

SSKC

Screw clamping
Mocowanie na śrubę

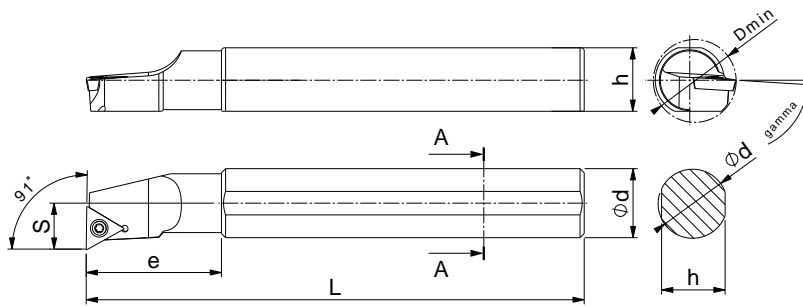
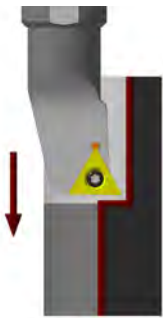
EDP Nr.	R	L	Dimensions / Wymiary (mm)							Insert Płytką	Spare Parts / Akcesoria			
			D	d	h	L	S	θ	e					
S12M-SSKCR/L09	•	•	16	12	11	150	9	-10	26	SC**09T3**	SR066	W042	—	—
S16M-SSKCR/L09	o	o	20	16	15	150	11	-11	32.5	SC**09T3**	SR066	W042	—	—
S16R-SSKCR/L09	o	o	20	16	15	200	11	-11	32.5	SC**09T3**	SR066	W042	—	—
S20Q-SSKCR/L09	o	o	25	20	18	180	13	-6	34.5	SC**09T3**	SR066	W042	—	—
S20S-SSKCR09	•	o	25	20	18	250	13	-6	34.5	SC**09T3**	SR066	W042	—	—
S25Q-SSKCR/L12	o	o	32	25	23	180	17	-8	36.3	SC**1204**	SR301	W042	—	—
S25T-SSKCR/L12	•	o	32	25	23	300	17	-8	36.3	SC**1204**	SR301	W042	—	—
S32R-SSKCR/L12	•	o	40	32	30	200	22	-10	43.5	SC**1204**	SR301	W042 W039	SH075	SR610
S32U-SSKCR12	•	o	40	32	30	350	22	-10	43.5	SC**1204**	SR301	W042 W039	SH075	SR610
A12K-SSKCR09	o	o	16	12	11	125	9	-10	26	SC**09T3**	SR066	W042	—	—
A16M-SSKCR09	o	o	20	16	15	150	11	-11	32.5	SC**09T3**	SR066	W042	—	—
A20Q-SSKCR09	•	o	25	20	19	180	13	-6	34.5	SC**09T3**	SR066	W042	—	—
A25R-SSKCR/L12	•	o	32	25	24	200	17	-8	41.3	SC**1204**	SR301	W042	—	—
A32S-SSKCR12	•	o	40	32	31	250	22	-10	42.8	SC**1204**	SR301	W042 W039	SH075	SR610

TC



STFC

Screw clamping
Mocowanie na śrubę

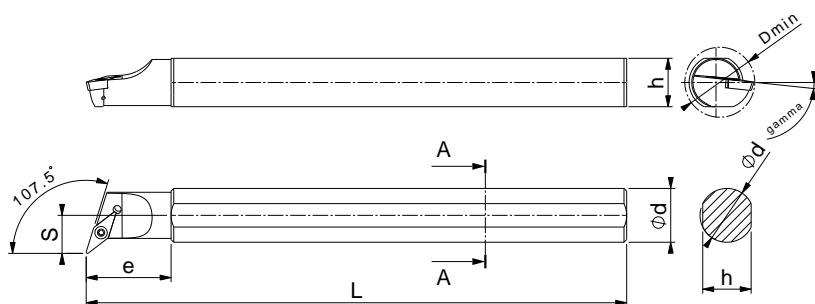




EDP Nr.	R	L	Dimensions / Wymiary (mm)							Insert Płytką	Spare Parts / Akcesoria			
			D	d	h	L	S	θ	e					
S12M-STFCR/L11	•	•	16	12	11	150	9	-10°	30	TC**1102**	SR064	W073	—	—
S16M-STFCR/L11	o	•	20	16	15	150	11	-6°	35	TC**1102**	SR064	W073	—	—
S16R-STFCR/L11	•	•	20	16	15	200	11	-6°	35	TC**1102**	SR064	W073	—	—
S20Q-STFCR/L11	o	o	25	20	18	180	13	-3°	36	TC**1102**	SR064	W073	—	—
S20S-STFCR/L11	•	•	25	20	18	250	13	-3°	36	TC**1102**	SR064	W073	—	—
S25Q-STFCR/L16	•	o	32	25	23	180	17	-6°	49	TC**16T3**	SR067	W042	—	—
S25T-STFCR/L16	•	•	32	25	23	300	17	-6°	49	TC**16T3**	SR067	W042	—	—
S32R-STFCR/L16	•	•	40	32	30	200	22	-10°	50	TC**16T3**	SR068	W042 W115	SH076	SR073
S32U-STFCR/L16	•	•	40	32	30	350	22	-10°	50	TC**16T3**	SR068	W042 W115	SH076	SR073
S40S-STFCR/L16	o	o	50	40	37	250	27	-8°	60	TC**16T3**	SR068	W042 W115	SH076	SR073
S40V-STFCR/L16	•	•	50	40	37	400	27	-8°	60	TC**16T3**	SR068	W042 W115	SH076	SR073
A12K-STFCR/L11	•	•	16	12	11.5	125	9	-10°	26	TC**1102**	SR064	W073	—	—
A16M-STFCR/L11	•	•	20	16	15.5	150	11	-6°	30	TC**1102**	SR064	W073	—	—
A20Q-STFCR/L11	•	•	25	20	19	180	13	-3°	36	TC**1102**	SR064	W073	—	—
A25R-STFCR/L16	•	•	32	25	24	200	17	-6°	45	TC**16T3**	SR067	W042	—	—
A32S-STFCR/L16	•	o	40	32	31	250	22	-10°	49	TC**16T3**	SR068	W042	SH076	SR073

VC

SVQC

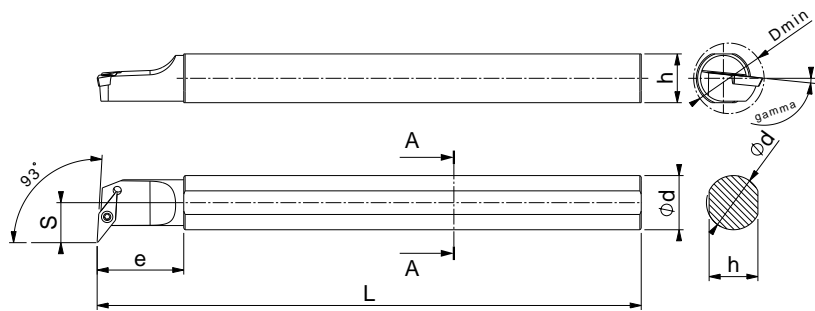
Screw clamping
Mocowanie na śrubę





EDP Nr.	R	L	Dimensions / Wymiary (mm)							Insert Płytką	Spare Parts / Akcesoria	
			D	d	h	L	S	θ	e			
S16Q-SVQCR/L11	•	•	22	16	15	180	13	-6°	28	VC**1103**	SR064	W073
S20R-SVQCR/L11	•	o	26	20	18	200	15	-4°	32	VC**1103**	SR064	W073

SVUC

Screw clamping
Mocowanie na śrubę

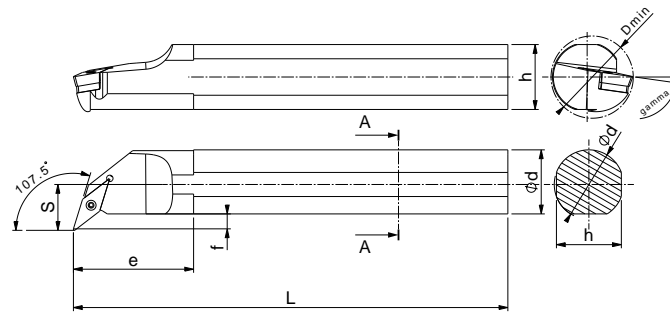


EDP Nr.	R	L	Dimensions / Wymiary (mm)							Insert Płytką	Spare Parts / Akcesoria	
			D	d	h	L	S	θ	e			
S16Q-SVUCR/L11	•	•	24	16	15	180	15	-6°	25	VC**1103**	SR064	W073
S20R-SVUCR/L11	•	•	28	20	18	200	17	-4°	30	VC**1103**	SR064	W073

VB

SVQB


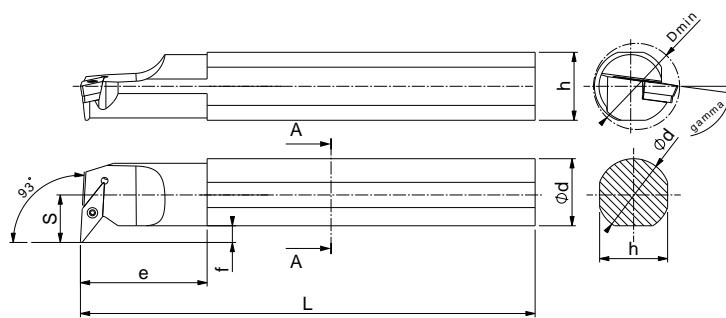
Screw clamping
Mocowanie na śrubę



EDP Nr.	R	L	Dimensions / Wymiary (mm)								Insert Płytką	Spare Parts / Akcesoria			
			D	d	h	L	S	θ	e	f					
S32R-SVQBR/L16	•	•	40	32	30	200	22	-8°	56	8.4	VB**1604**	SR068	W042 W115	SH072	SR073
S32U-SVQBR/L16	•	•	40	32	30	350	22	-8°	56	8.4	VB**1604**	SR068	W042 W115	SH072	SR073
S40S-SVQBR/L16	o	o	50	40	37	250	27	-8°	64	9.4	VB**1604**	SR068	W042 W115	SH072	SR073
S40V-SVQBR/L 16	•	•	50	40	37	400	27	-8°	64	9.4	VB**1604**	SR068	W042 W115	SH072	SR073
A32S-SVQBR/L16	o	o	40	32	31	250	22	-8°	56	8.4	VB**1604**	SR068	W042 W115	SH072	SR073

SVUB

Screw clamping
Mocowanie na śrubę

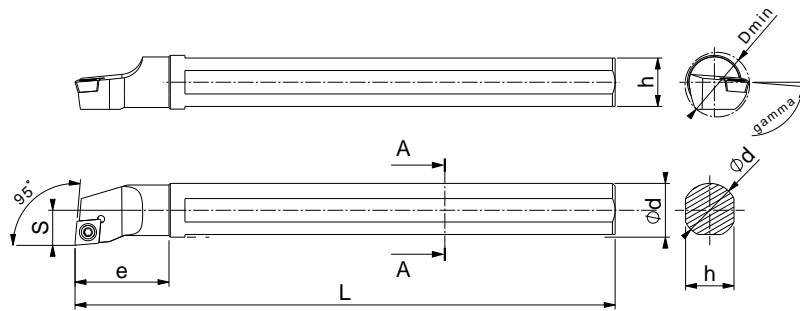





EDP Nr.	R	L	Dimensions / Wymiary (mm)								Insert Płytką	Spare Parts / Akcesoria			
			D	d	h	L	S	θ	e	f					
S32R-SVUBR/L16	•	•	40	32	30	200	22	-8°	49	8.4	VB**1604**	SR068	W042 W115	SH072	SR073
S32U-SVUBR/L16	•	•	40	32	30	350	22	-8°	49	8.4	VB**1604**	SR068	W042 W115	SH072	SR073
S40S-SVUBR/L16	•	•	50	40	37	250	27	-8°	56.5	9.4	VB**1604**	SR068	W042 W115	SH072	SR073
S40V-SVUBR/L16	•	•	50	40	37	400	27	-8°	56.5	9.4	VB**1604**	SR068	W042 W115	SH072	SR073
A32S-SVUBR/L16	•	•	40	32	31	250	22	-8°	49	8.4	VB**1604**	SR068	W042 W115	SH072	SR073

INFO
W/C
PcBN
Diamond
Ceramics
ISO Holders
AV Holders
P&G
Tech-INFO

CP

SCLP

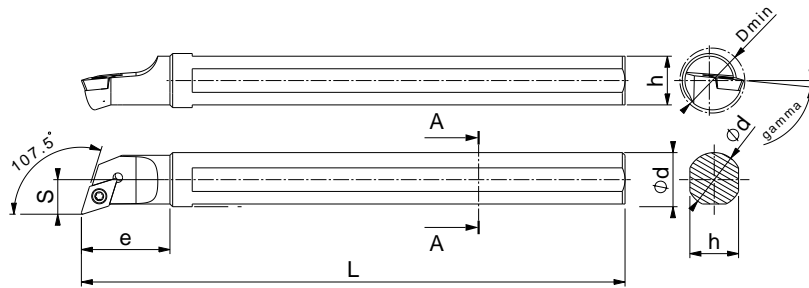
Screw clamping
Mocowanie na śrubę



EDP Nr.	R	L	Dimensions / Wymiary (mm)							Insert Płytką	Spare Parts / Akcesoria	
			D	d	h	L	S	θ	e			
S10K-SCLPR/L06	•	•	12	10	9	125	6	-7°	17	CP**0602**	SR063	W073
S12M-SCLPR/L06	•	•	16	12	11	150	8	-4°	20	CP**0602**	SR063	W073
S16Q-SCLPR/L09	•	•	20	16	15	180	10	-4°	29	CP**09T3**	SR066	W042
S20R-SCLPR/L09	o	o	25	20	18	200	13	-4°	35	CP**09T3**	SR066	W042

DP

SDQP

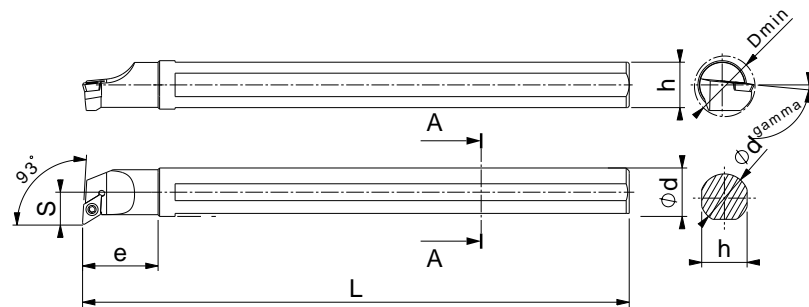
Screw clamping
Mocowanie na śrubę





EDP Nr.	R	L	Dimensions / Wymiary (mm)							Insert Płytki	Spare Parts / Akcesoria	
			D	d	h	L	S	θ	e			
S10K-SDQPR/L07	•	•	13	10	9	125	7	-8°	20	DP**0702**	SR063	W073
S12M-SDQPR/L07	•	•	16	12	11	150	9	-8°	22	DP**0702**	SR063	W073
S16Q-SDQPR/L07	•	•	20	16	15	180	11	-6°	27	DP**0702**	SR064	W073
S16Q-SDQPR/L11	•	•	20	16	15	180	11	-6°	32	DP**11T3**	SR066	W042
S20R-SDQPR/L11	o	o	25	20	18	200	13	-6°	33	DP**11T3**	SR066	W042

SDUP

Screw clamping
Mocowanie na śrubę



EDP Nr.	R	L	Dimensions / Wymiary (mm)							Insert Płytki	Spare Parts / Akcesoria	
			D	d	h	L	S	θ	e			
S10K-SDUPR/L07	•	•	15	10	9	125	9	-8°	18	DP**0702**	SR063	W073
S12M-SDUPR/L07	•	•	16	12	11	150	9	-8°	19	DP**0702**	SR063	W073
S16Q-SDUPR/L07	•	•	20	16	15	180	11	-6°	25	DP**0702**	SR064	W073

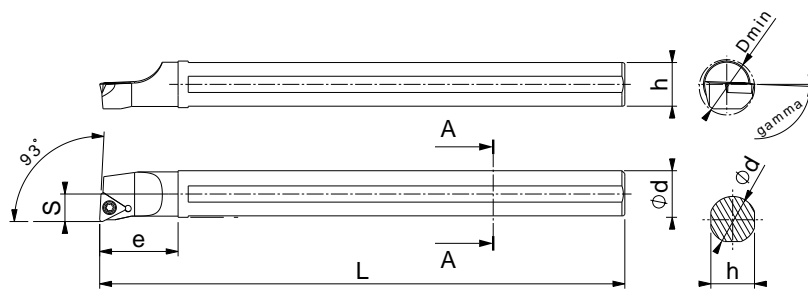
INFO
W/C
PcBN
Diamond
Ceramics
ISO Holders
AV Holders
P&G
Tech-INFO



TP

STUP




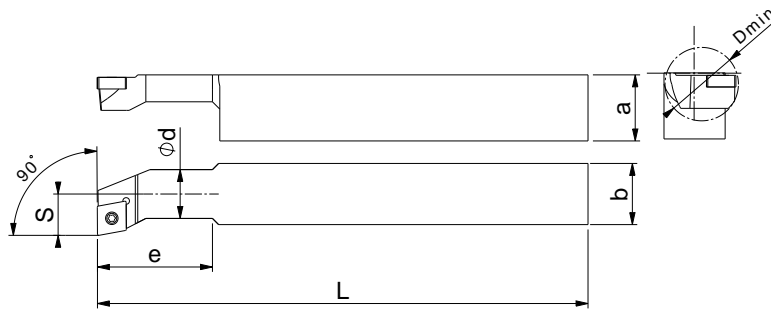

Screw clamping
Mocowanie na śrubę



EDP Nr.	R	L	Dimensions / Wymiary (mm)							Insert Płytką	Spare Parts / Akcesoria	
			D	d	h	L	S	θ	e			
S10K-STUPR/L09	•	•	12	10	9	125	6	-7°	17	TP**0902**	SR130	W073
S12M-STUPR/L09	•	•	16	12	11	150	8	-4°	20	TP**0902**	SR130	W073
S12M-STUPR/L11	•	•	20	16	15	180	10	-4°	29	TP**1103**	SR064	W073
S16Q-STUPR/L11	•	•	25	20	18	200	13	-4°	35	TP**1103**	SR064	W073


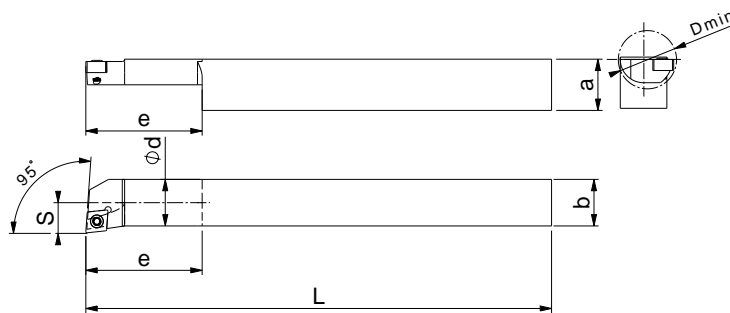
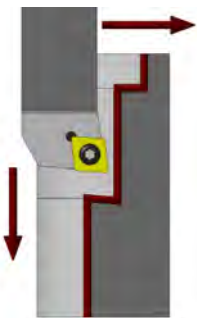
CC


SCFC-S2

 Screw clamping
Mocowanie na śrubę


EDP Nr.	R	L	Dimensions / Wymiary (mm)							Insert Płytką	Spare Parts / Akcesoria	
			D	d	L	S	a	b	e			
S10M-SCFCR/L06-S2	•	o	13	10	150	7	27	25	30	CC**0602**	SR063	W073
S12P-SCFCR/L06-S2	•	o	16	12	170	9	27	25	35	CC**0602**	SR064	W073
S16Q-SCFCR/L09-S2	•	o	20	16	180	11	27	25	40	CC**09T3**	SR066	W042
S20R-SCFCR/L09-S2	•	o	25	20	200	13	27	25	45	CC**09T3**	SR066	W042
S25R-SCFCR/L12-S2	•	o	32	25	200	17	27	25	50	CC**1204**	SR123	W045

SCLC-S2

 Screw clamping
Mocowanie na śrubę


EDP Nr.	R	L	Dimensions / Wymiary (mm)							Insert Płytką	Spare Parts / Akcesoria	
			D	d	L	S	a	b	e			
S10M-SCLCR06-S2	o	o	13	10	150	7	22	20	30	CC**0602**	SR063	W073
S12P-SCLCR06-S2	o	o	16	12	170	9	22	20	35	CC**0602**	SR064	W073
S16Q-SCLCR09-S2	•	o	20	16	180	11	22	20	40	CC**09T3**	SR066	W042
S20R-SCLCR09-S2	•	o	25	20	200	13	22	20	60	CC**09T3**	SR066	W042

Anti-Vibration Removable Head System

Anty-wibracyjny system wytaczarski z wymiennymi głowicami

By matching the unique properties of the TIZ patented anti-vibration boring bars, with TIZ removable cutting heads, customers have a truly flexible solution to their many internal machining applications.

Poprzez dopasowanie unikalnych właściwości anty-wibracyjnych wytaczadeł TIZ, z wymiennymi głowicami TIZ, dostarczamy klientom prawdziwie elastyczne rozwiązanie do licznych zastosowań.

TIZ Anti-Vibration Boring Bars are available from 16 [mm] diameter to 250 [mm] diameter, in anti-vibration ratios from 6xD to 14x D.

All bars are manufactured with TIZ patented anti-vibration damping system & are produced in their own manufacturing plant.

Removable heads are manufactured from size (16 [mm]) to (40 [mm]), & fit directly onto the corresponding bars up to 40 [mm] diameter.

Bars of 50 [mm], 60 [mm] & 80 [mm] are adapted to use the (40 [mm]) heads. Bars of 100 [mm] & above can also use the (40 [mm]) head with an additional adaptor or can be produced with heads directly matching the bars diameter, this depends on customer requirements & the application involved.

Larger diameter bars also have the option to use an adaptor that can accommodate square shank tool holders, again depending on customer requirements & application.

Anty-Wibracyjne Wytaczadła TIZ dostępne są od 16 do 250 [mm] średnicy, gdzie efektywność tłumienia mieści się w przedziale od 6xD do 14xD

Wszystkie uchwyty wytaczarskie posiadają opatentowany systemem tłumienia drgań TIZ, są wytwarzane w

specjalnych zakładach produkcyjnych.

Wymienne głowice wytwarzane są w rozmiarach od (16 [mm]) to (40 [mm]), bezpośrednio odpowiadając uchwytom odpowiednio do 40 [mm] średnicy.

Uchwyty: 50 [mm], 60 [mm] i 80 [mm] są dopasowane do głowicy (40 [mm]). Uchwyty 100 [mm] oraz powyżej, mogą pasować do rozmiaru (40 [mm]) za pomocą dodatkowego adaptera. Specjalnie na zamówienie wytwarzamy głowice pasujące bezpośrednio do średnicy uchwyty, opcja dostępna jedynie na życzenie klienta z uwzględnieniem przewidywanej operacji.

Większe uchwyty posiadają opcję wykorzystującą przejściówkę, która ma możliwość przystosowania oprawki o kwadratowym przekroju, adaptery tego typu wykonywane są jedynie na zamówienie.

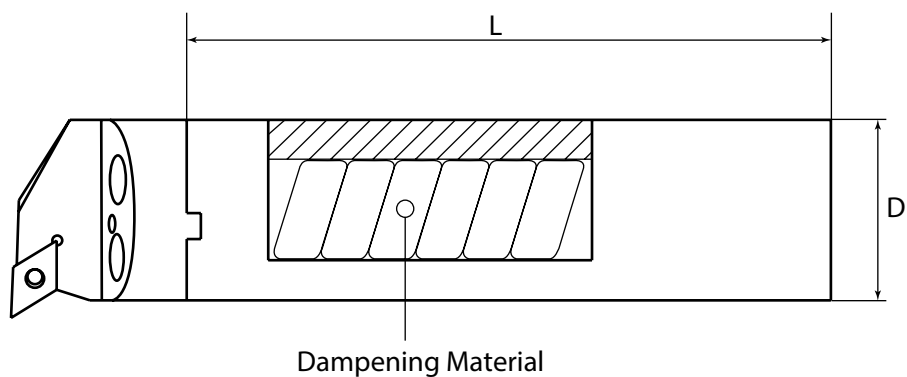


ANTI VIBRATION

Anty-wibracyjny

MD

Removable Type Anti-Vibration Lathe Cutters
Anty wibracyjny nóż tokarski z wymiennymi głowicami



EDP Nr.	D	L	Anti Vibration Multiple Współczynnik tłumienia wibracji	Screw x 3 Śruba x 3	Wrench Klucz
MD20220AV6	20	220	6	3x9mm	3mm
MD25250AV6	25	250	6	4x12mm	4mm
MD32300AV6	32	300	6	5x17mm	5mm
MD40350AV6	40	350	6	6x22mm	6mm
MD50420AV6	50	420	6	6x22mm	6mm
MD60480AV6	60	480	6	6x22mm	6mm
MD20260AV8	20	260	8	3x9mm	3mm
MD25300AV8	25	300	8	4x12mm	4mm
MD32350AV8	32	350	8	5x17mm	5mm
MD40420AV8	40	420	8	6x22mm	6mm
MD50520AV8	50	520	8	6x22mm	6mm
MD60600AV8	60	600	8	6x22mm	6mm
MD20300AV10	20	300	10	3x9mm	3mm
MD25350AV10	25	350	10	4x12mm	4mm
MD32420AV10	32	420	10	5x17mm	5mm
MD40528AV10	40	528	10	6x22mm	6mm
MD50620AV10	50	620	10	6x22mm	6mm
MD60808AV10	60	808	10	6x22mm	6mm

Removable Head Boring Bar System Wymienny system głowic wytaczarskich

High efficiency Anti-Vibration ratio of 6 – 14 times diameter

Internal coolant supply direct to boring head

Bars made from High Strength Alloy steel to Hardened 42 HRC with addition of internal dampening device

Interchangeable heads can be made to take most ISO turning, threading & grooving inserts

Wysoka efektywność tłumienia na długim wysięgu 6 – 14xD

Wewnętrzne doprowadzanie chłodziwa bezpośrednio na głowicę wytaczarską

Uchwyty są wykonane z Wysoko Stopowej Stali hartowanej 42 HRC, z wbudowanym wewnętrznym systemem tłumiącym

Wymienne głowice w połączeniu z płytkami ISO przeznaczone są do operacji: wytaczania, gwintowania, rowkowania i przecinania



Removable Head Assembly Wymiana głowicy

1. Check head attachment are on bar


Sprawdź obszar zamocowania głowicy na uchwycie

2. Remove screws & align cutting head bar

Odkręć śruby oraz dopasuj głowicę do uchwytu

3. Check head alignment is correct, insert screws & tighten

Sprawdź ułożenie głowicy, załóż oraz dokręć śruby



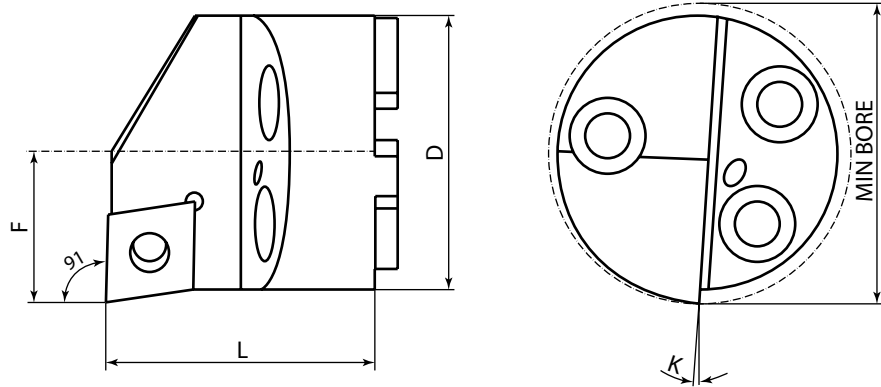
Recommend to obtain best result the following should be observed when mounting your bar on the machine
Aby uzyskać najlepszy efekt, należy spełnić poniższe warunki, w trakcie montażu uchwytu na obrabiarce.

- 1) Minimum bar mounting area to be 3x D of bar, 4x D is preferable
- 2) Bars should be mounted in split sleeves where possible, refer to P17
- 3) Apply correct cutting data for the insert selected & material being machined

- 1) Minimalny wysięg uchwytu to 3x D, zaleca się 4x D
- 2) Uchwyty powinny być montowane w tulejach redukcyjnych
- 3) Wprowadzenie poprawnych parametrów skrawania dla wybranej płytki oraz materiału obrabianego

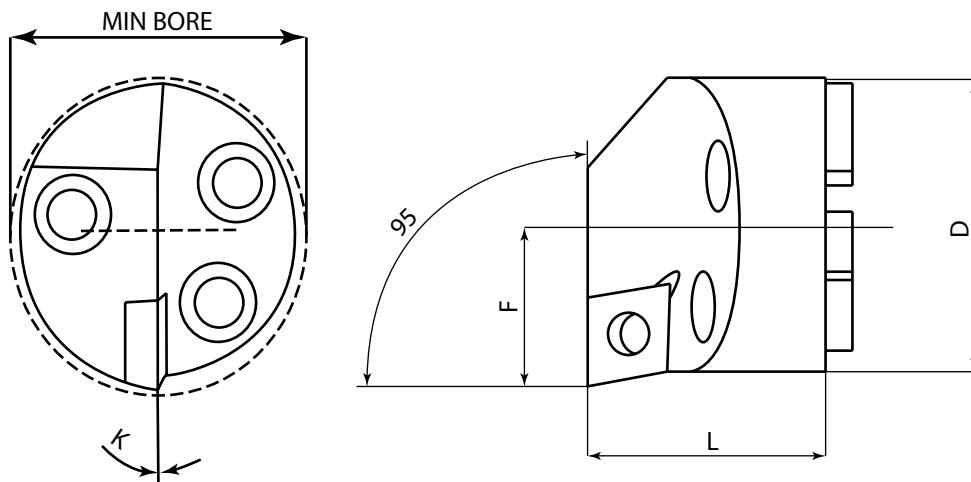
CC

SCFC

 Anti Vibration turning head SCFC 91°
 Antywibracyjna głowica tocząca SCFC 91°


EDP Nr. Right/Left EDP Nr. Prawy/Lewy	Insert Płytko	D	F	K	L	B
AV20SCFC009IR/L	CCMT09T3	20	12	4°	25	24
AV32SCFC009IR/L	CCMT09T3	32	18	4°	33	36
AV40SCFCA09IR/L	CCMT09T3	40	22	4°	34	44
AV40SCFCB09IR/L	CCMT09T3	40	27	4°	36	54
AV32SCFC012IR/L	CCMT1204	32	22	6°	35	44
AV40SCFCA12IR/L	CCMT1204	40	22	6°	37	44
AV40SCFCB12IR/L	CCMT1204	40	27	4°	39	54

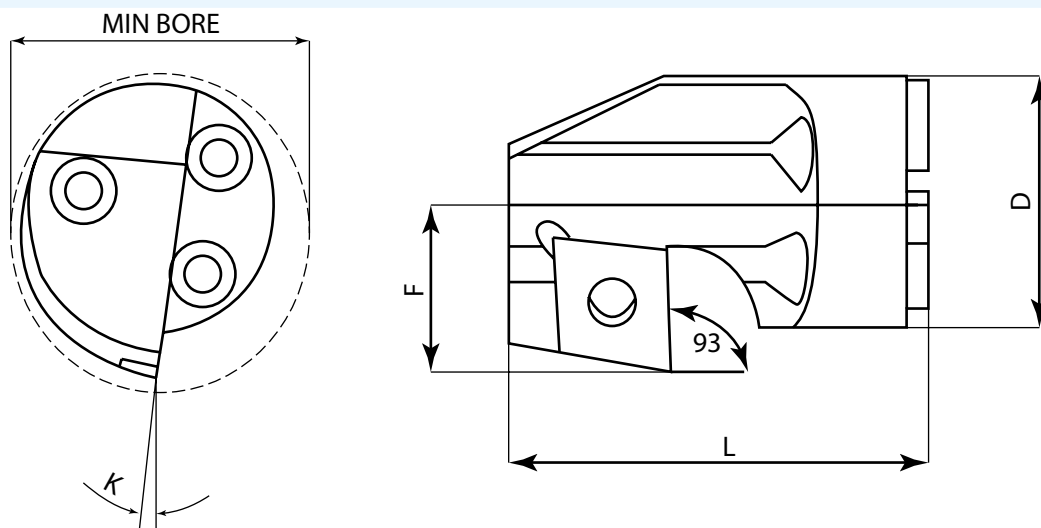
CC
SCLC

 Anti Vibration turning head SCLC 95°
 Antywibracyjna głowica tocząca SCLC 95°


EDP Nr. Right/Left EDP Nr. Prawy/Lewy	Insert Płytką	D	F	K	L	B	Screw Śruba	Wrench Klucz
AV20SCLC009IR/L	CCMT09T3	20	13	7°	26,1	24	SR040M	W015M
AV20SCLC012IR/L	CCMT1204	20	13	8°	26,1	24	SR050M	W020M
AV25SCLC009IR/L	CCMT09T3	25	17	8°	28,6	31	SR040M	W015M
AV25SCLC012IR/L	CCMT1204	25	17	8°	28,6	31	SR050M	W020M
AV32SCLC009IR/L	CCMT09T3	32	17,5	5°	32,1	35	SR040M	W015M
AV32SCLC012IR/L	CCMT1204	32	18	6°	32,1	35	SR050M	W020M
AV40SCLC012IR/L	CCMT1204	40	27	4°	36,6	48	SR050M	W020M

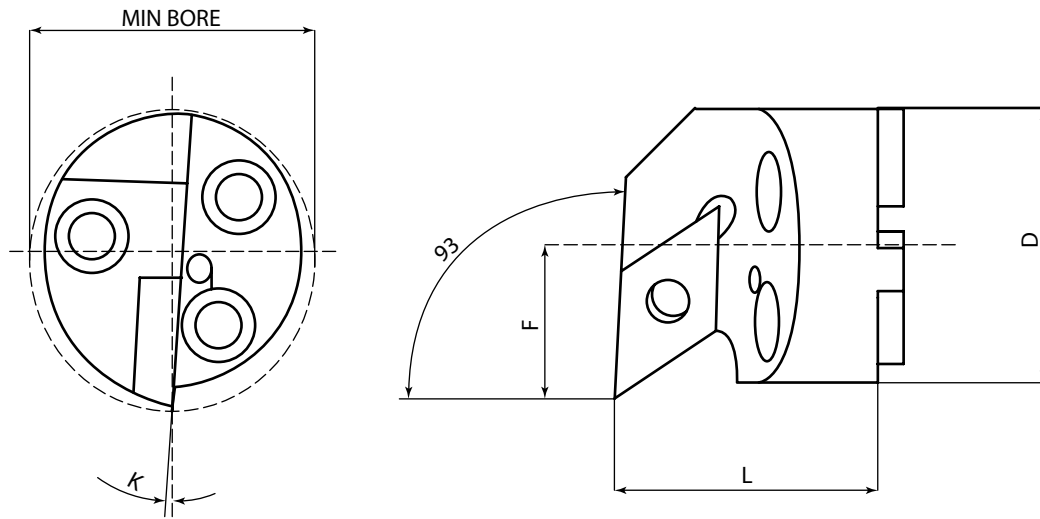
CC

SCZC

 Anti Vibration turning head SCZC 93°
 Antywibracyjna głowica tocząca SCZC 93°


EDP Nr. Right/Left EDP Nr. Prawy/Lewy	Insert Płytką	D	F	K	L	B	Screw Śruba	Wrench Klucz
AV20SCZC009IR/L	CCMT09T3	20	13,5	8°	34,1	25	SR040M	W015M
AV25SCZC009IR/L	CCMT09T3	25	16	6°	35,6	30	SR040M	W015M

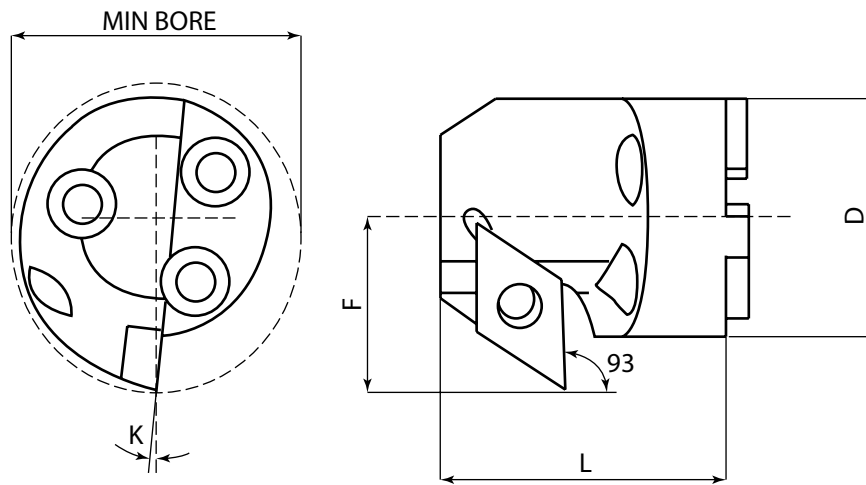
DC
SDUC

 Anti Vibration turning head SDUC 93°
 Antywibracyjna głowica tocząca SDUC 93°


EDP Nr. Right/Left EDP Nr. Prawy/Lewy	Insert Płytką	D	F	K	L	B	Screw Śruba	Wrench Klucz
AV20SDUC007IR/L	DCMT0702	20	13	5°	24,1	24	SR025M	W008M
AV20SDUC011IR/L	DCMT11T3	20	13	8°	24,1	24	SR040M	W015M
AV25SDUC011IR/L	DCMT11T3	25	14	4°	25,6	28	SR040M	W015M
AV32SDUC011IR/L	DCMT11T3	32	22	4°	41,1	39	SR040M	W015M
AV40SDUC011IR/L	DCMT11T3	40	24	2°	44,6	45	SR040M	W015M

DC

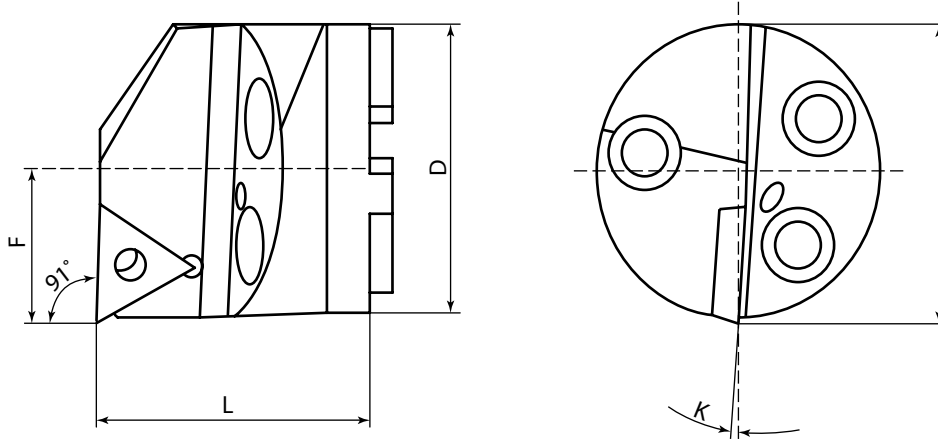
SDZC

 Anti Vibration turning head SDZC 93°
 Antywibracyjna głowica tocząca SDZC 93°


EDP Nr. Right/Left EDP Nr. Prawy/Lewy	Insert Płytką	D	F	K	L	B	Screw Śruba	Wrench Klucz
AV20SDUC011R/L	DCMT11T3	20	15,5	8°	28,1	27	SR025M	W008M
AV20SDUC011R/L	DCMT11T3	20	18	6°	35,6	32	SR040M	W015M
AV25SDUC011R/L	DCMT11T3	32	21,5	4°	39,1	38	SR040M	W015M
AV32SDUC011R/L	DCMT11T3	40	27	4°	38,6	48	SR040M	W015M

TC

STFC

 Anti Vibration turning head STFC 91°
 Antywibracyjna głowica tocząca STFC 91°


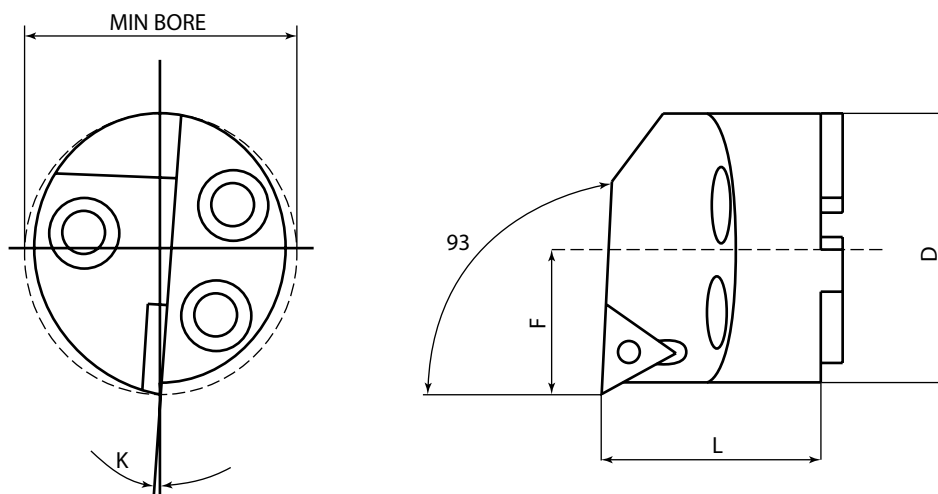
EDP Nr. Right/Left EDP Nr. Prawy/Lewy	Insert Płytką	D	F	K	L	B
AV20STFC011R/L	TCMT1102	20	15	6°	32	26
AV25STFC011R/L	TCMT1102	25	17,5	6°	36	34
AV25STFC016R/L	TCMT16T3	25	15	6°	31	30
AV25STFCB16R/L	TCMT16T3	25	17	6°	33	34
AV32STFC016R/L	TCMT16T3	32	17	4°	35	34
AV32STFCB16R/L	TCMT16T3	32	17,5	4°	36	35
AV40STFC016R/L	TCMT16T3	40	27	3°	38	54

TC

STUC



Anti Vibration turning head STUC 93°
Antywibracyjna głowica tocząca STUC 93°



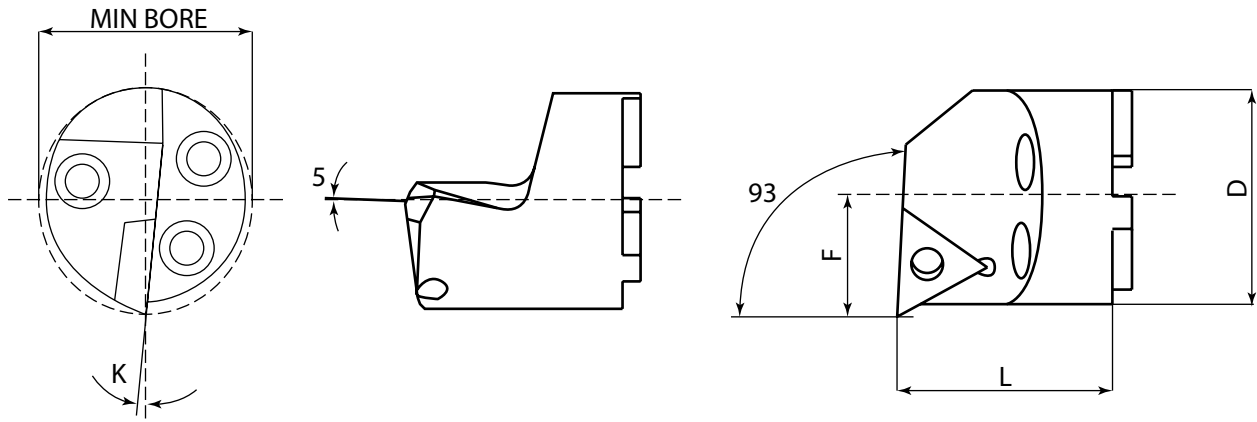
EDP Nr. Right/Left EDP Nr. Prawy/Lewy	Insert Płytką	D	F	K	L	B	Screw Śruba	Wrench Klucz
AV20STUC011IR/L	TCMT1102	20	11,5	6°	28,1	23	SR025M	W008M
AV20STUC016IR/L	TCMT16T3	20	11,5	8°	28,1	23	SR040M	W015M
AV25STUC016IR/L	TCMT16T3	25	14	6°	29,6	28	SR040M	W015M
AV32STUC016IR/L	TCMT16T3	32	17,5	4°	28,1	35	SR040M	W015M
AV40STUC016IR/L	TCMT16T3	40	27	0°	35,6	48	SR040M	W015M

TP



STUP

Anti Vibration turning head STUP 93°
Antywibracyjna głowica tocząca STUP 93°

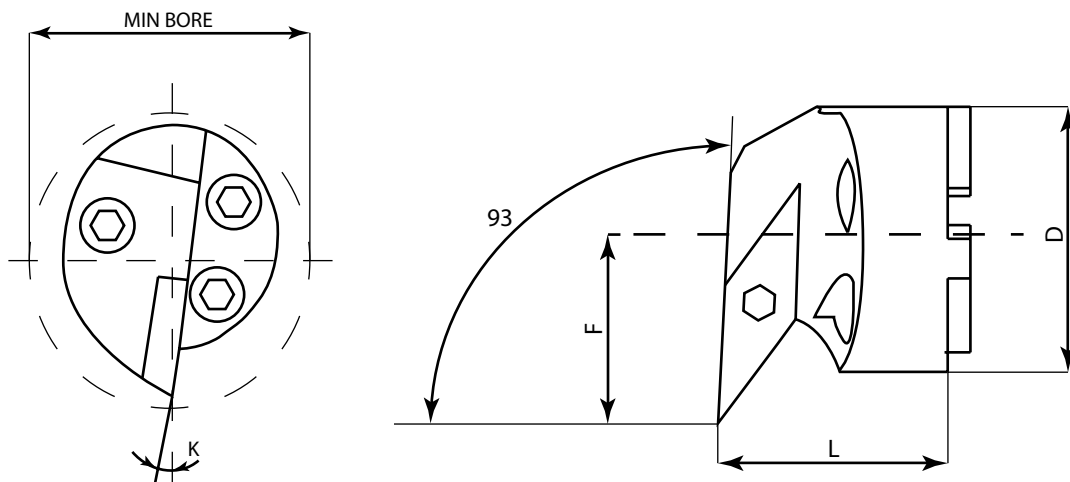


EDP Nr. Right/Left EDP Nr. Prawy/Lewy	Insert Płytką	D	F	K	L	B	Screw Śruba	Wrench Klucz
AV20STUP011IR/L	TPMT1103	20	12,5	2°	28,1	24	SR030M	W010M
AV20STUP016IR/L	TPMT16T3	20	12	8°	28,1	23	SR040M	W015M
AV25STUP016IR/L	TPMT16T3	25	14,5	8°	30,1	28	SR040M	W015M
AV32STUP016IR/L	TPMT16T3	32	18	6°	34,1	35	SR040M	W015M
AV40STUP016IR/L	TPMT16T3	40	27	6°	35,6	48	SR040M	W015M

INFO
W/C
PcBN
Diamond
Ceramics
ISO Holders
AV Holders
P&G
Tech-INFO

VC

SVUC

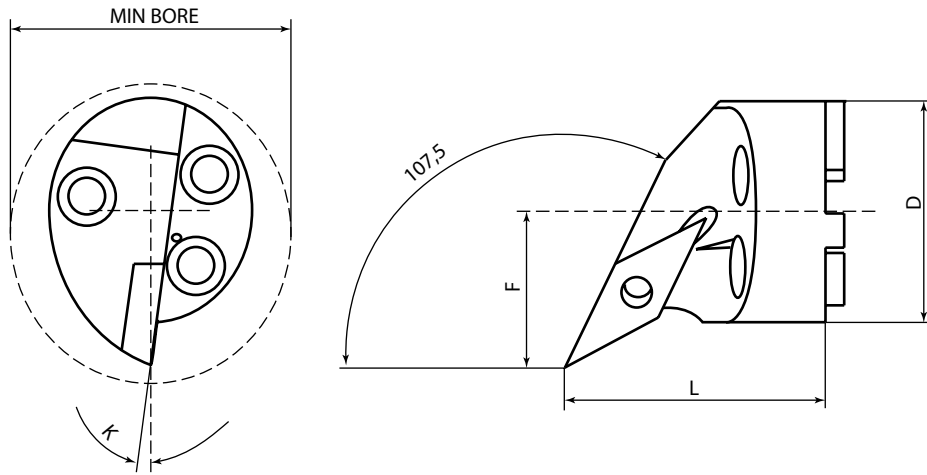
 Anti Vibration turning head SVUC 93°
 Antywibracyjna głowica tocząca SVCC 91°


EDP Nr. Right/Left EDP Nr. Prawy/Lewy	Insert Płytką	D	F	K	L	B	Screw Śruba	Wrench Klucz
AV20SVUC011IR/L	VCMT1103	20	14	6°	23,1	25	SR025M	W008M
AV20SVUC016IR/L	VCMT1604	20	21	8°	23,1	32	SR040M	W015M
AV25SVUC016IR/L	VCMT1604	25	20,5	4°	27,6	34	SR040M	W015M
AV32SVUC016IR/L	VCMT1604	32	22,5	6°	29,9	40	SR040M	W015M
AV40SVUC016IR/L	VCMT1604	40	27	6°	38,6	48	SR040M	W015M

VC

SVQC

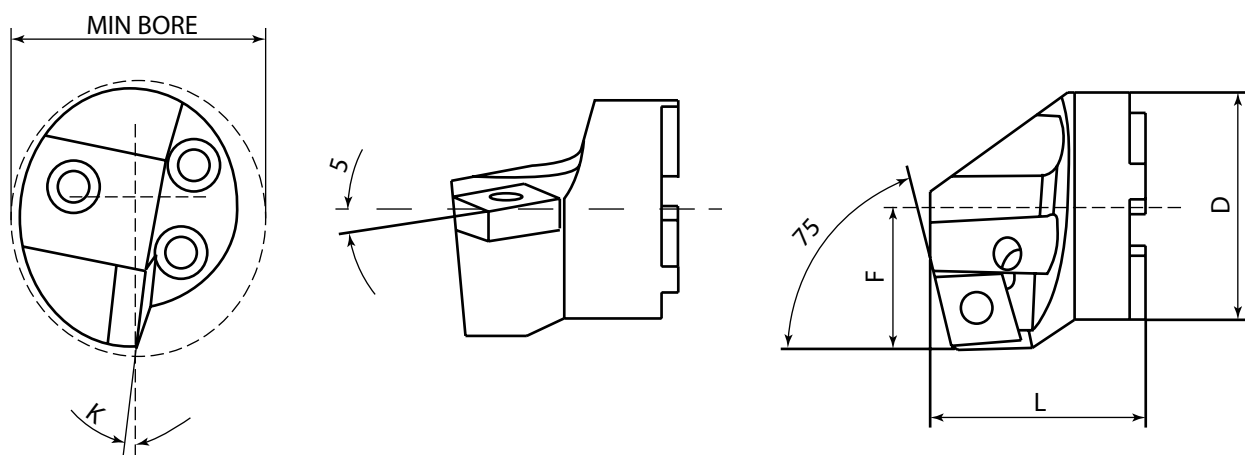
Anti Vibration turning head SVQC 107,5°
Antywibracyjna głowica tocząca SVQC 107,5°






EDP Nr. Right/Left EDP Nr. Prawy/Lewy	Insert Płytką	D	F	K	L	B	Screw Śruba	Wrench Klucz
AV20SVQC011IR/L	VCMT1103	20	15	6°	28,1	26	SR025M	W008M
AV20SVQC016IR/L	VCMT1604	20	19	8°	28,1	30	SR040M	W015M
AV25SVQC016IR/L	VCMT1604	25	20,5	4°	29,6	34	SR040M	W015M
AV32SVQC016IR/L	VCMT1604	32	22,5	8°	40,1	40	SR040M	W015M
AV40SVQC016IR/L	VCMT1604	40	27	6°	42,6	48	SR040M	W015M

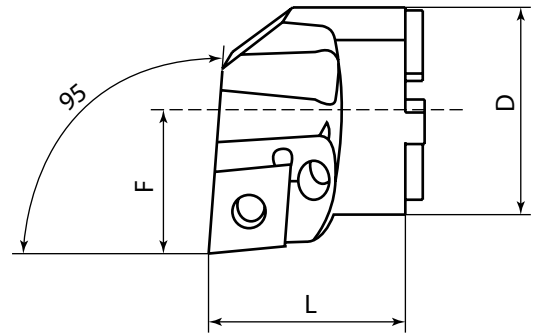
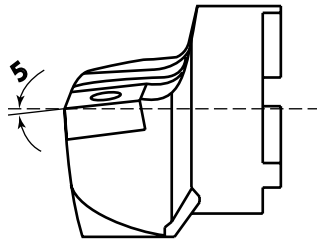
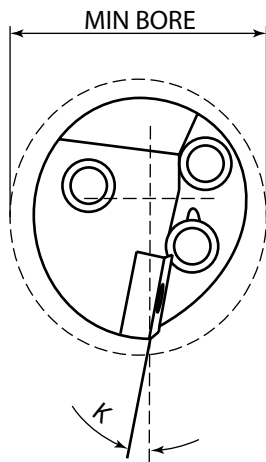
CN
















PCKN

 Anti Vibration turning head PCKN 75°
 Antywibracyjna głowica tocząca PCKN 91°


EDP Nr. Right/Left EDP Nr. Prawy/Lewy	Insert Płytki	D	F	K	L	B				Wrench Klucz
AV20PCKN012IR/L	CNMG1204	20	13	17°	25,1	24	CB404	CL403	SRC17	W025MM
AV25PCKN012IR/L	CNMG1204	25	17	14°	31,6	31	CB404	CL403	SRC17	W025MM
AV32PCKN012IR/L	CNMG1204	32	22	14°	36,1	39	CB404	CL403	SRC17	W025MM
AV40PCKN012IR/L	CNMG1204	40	27	12°	38,6	48	CB404	CL403	SRC17	W025MM

CN
PCLN

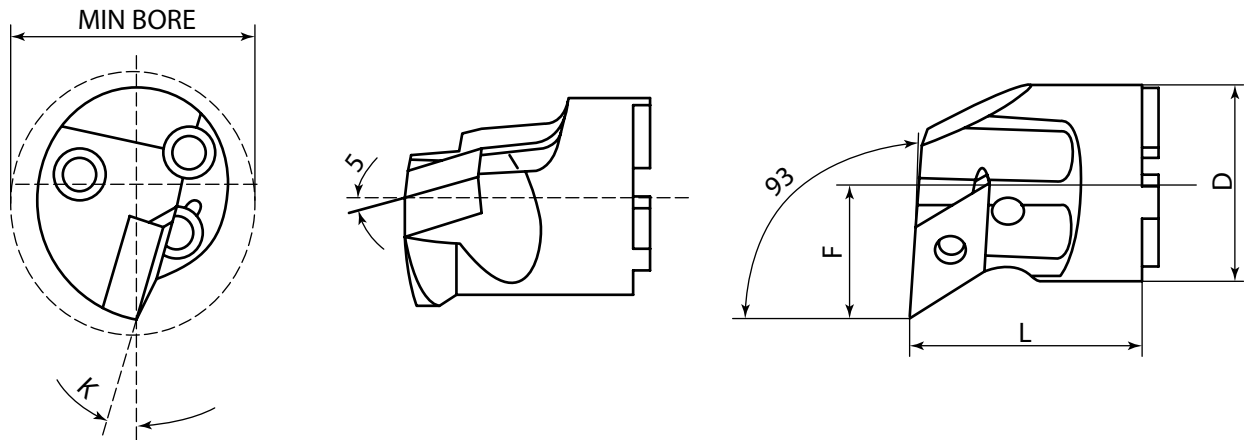
 Anti Vibration turning head PCLN 95°
 Antywibracyjna głowica tocząca PCLN 95°





EDP Nr. Right/Left EDP Nr. Prawy/Lewy	Insert Płytko	D	F	K	L	B				Wrench Klucz
AV20PCLN012IR/L	CNMG1204	20	13	12°	29,1	24				W025MM
AV25PCLN012IR/L	CNMG1204	25	17	11°	30,6	31				W025MM
AV32PCLN012IR/L	CNMG1204	32	22	11°	33,1	39				W025MM
AV40PCLN012IR/L	CNMG1204	40	27	10°	36,6	48				W025MM

DN

PDUN

Anti Vibration turning head PDUN 93°
Antywibracyjna głowica tocząca PDUN 93°

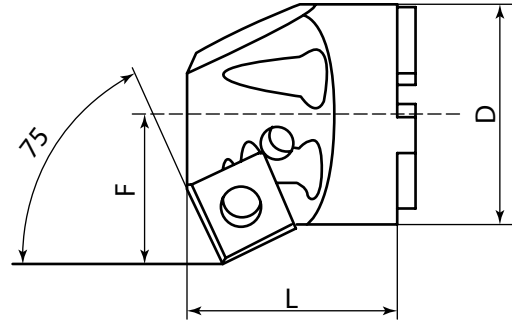
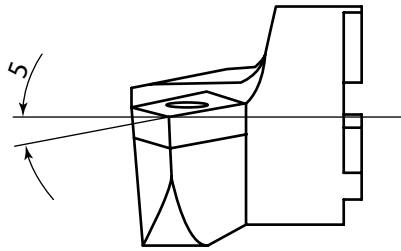
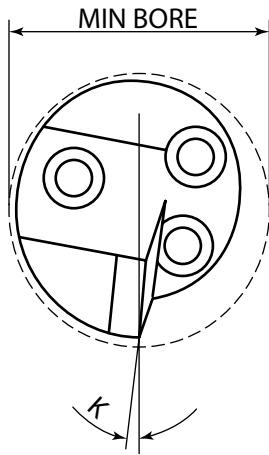





EDP Nr. Right/Left EDP Nr. Prawy/Lewy	Insert Płytką	D	F	K	L	B				Wrench Klucz
AV20PDUN015IR/L	DNMG1504/1506	20	13	10°	25,1	24	CB404	CL403	SRC17	W025MM
AV25PDUN015IR/L	DNMG1504/1506	25	17	10°	31,6	31	CB404	CL403	SRC17	W025MM
AV32PDUN015IR/L	DNMG1504/1506	32	22	17°	36,1	39	CB404	CL403	SRC17	W025MM
AV40PDUN015IR/L	DNMG1504/1506	40	27	15°	38,6	48	CB404	CL403	SRC17	W025MM

SN

PSKN

Anti Vibration turning head PSKN 75°
Antywibracyjna głowica tocząca PSKN 75°



EDP Nr. Right/Left EDP Nr. Prawy/Lewy	Insert Płytki	D	F	K	L	B				Wrench Klucz
AV20PSKN012IR/L	SNMG1204	20	13	10°	25,1	24	CB404	CL403	SRC17	W025MM
AV25PSKN012IR/L	SNMG1204	25	17	10°	31,6	31	CB404	CL403	SRC17	W025MM
AV32PSKN012IR/L	SNMG1204	32	22	10°	36,1	39	CB404	CL403	SRC17	W025MM
AV40PSKN012IR/L	SNMG1204	40	27	10°	38,6	48	CB404	CL403	SRC17	W025MM

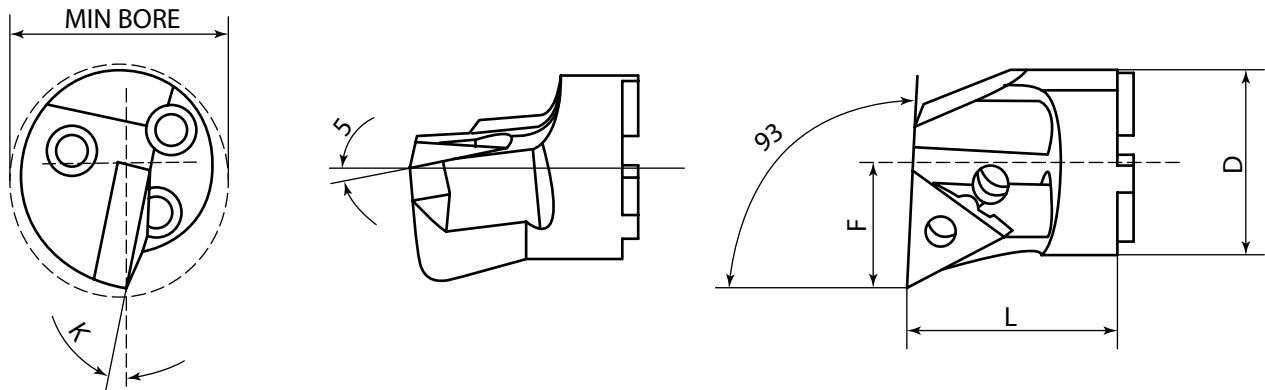
INFO
W/C
PcBN
Diamond
Ceramics
ISO Holders
AV Holders
P&G
Tech-INFO




TN



PTUN

Anti Vibration turning head PTUN 93°
Antywibracyjna głowica tocząca PTUN 93°



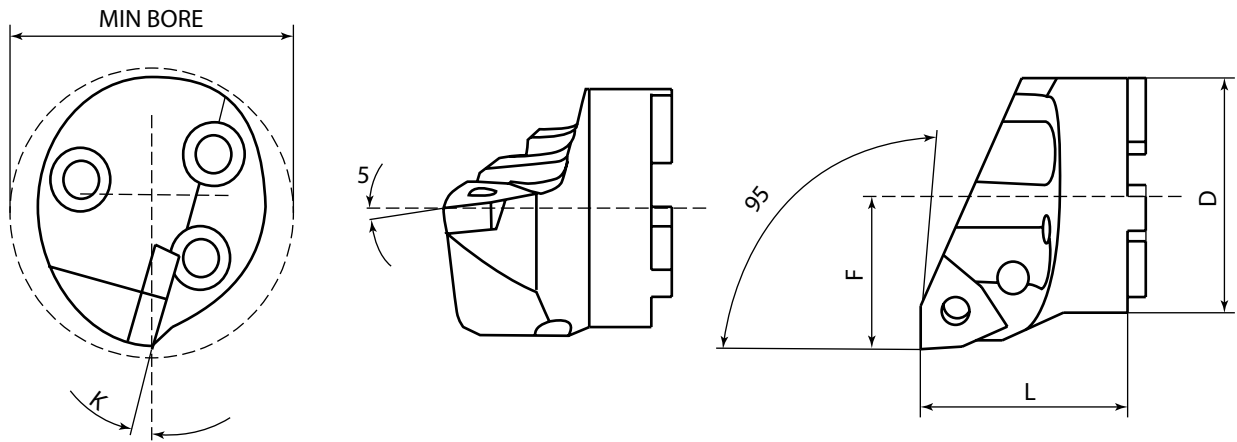
EDP Nr. Right/Left EDP Nr. Prawy/Lewy	Insert Płytki	D	F	K	L	B				Wrench Klucz
AV20PTUN016R/L	TNMG1604	20	13	17°	25,1	24	CB403	CL402	SRC14	W025M
AV25PTUN016R/L	TNMG1604	25	17	12°	31,6	31	CB403	CL402	SRC14	W025M
AV32PTUN016R/L	TNMG1604	32	22	10°	36,1	39	CB403	CL402	SRC14	W025M
AV40PTUN016R/L	TNMG1604	40	27	10°	38,6	48	CB403	CL402	SRC14	W025M

WN



PWLN

Anti Vibration turning head PWLN 95°
Antywibracyjna głowica tocząca PWLN 95°



EDP Nr. Right/Left EDP Nr. Prawy/Lewy	Insert Płytko	D	F	K	L	B				Wrench Klucz
AV20PWLN008IR/L	WNMG0802	20	13	14°	25,1	24				W025M
AV25PWLN008IR/L	WNMG0802	25	17	12°	31,6	31				W025M
AV32PWLN008IR/L	WNMG0802	32	22	10°	36,1	39				W025M
AV40PWLN008IR/L	WNMG0802	40	27	8°	38,6	48				W025M